



Personalized  
Medicine  
Transformative  
Cancer Care

2015 ANNUAL REPORT

 **NorthShore**  
University HealthSystem

**Kellogg Cancer Center**

# Personalized Medicine Transformative Cancer Care

At NorthShore University HealthSystem (NorthShore) Kellogg Cancer Center, our teams of expert specialists work together to develop individual treatment plans focused on the best possible outcomes for each and every patient.



Bruce Brockstein, MD

Kellogg Cancer Center patients have the benefit of experienced and compassionate physicians with expertise in a broad array of cancers, including the most aggressive and complex cancers. With an emphasis on personalized medicine, our collaborative specialists leverage the most advanced science and technology to analyze specific tumor genetics and to prescribe the most appropriate targeted therapies.

Patient survival rates at Kellogg Cancer Center continue to compare favorably with national benchmarks and we continue to be recognized for the superior care provided to our growing patient population. NorthShore has been certified by the American Society of Clinical Oncology (ASCO) Quality Oncology Practice Initiative (QOPI) as a premier medical provider for practicing the highest standards for quality cancer care. The Commission on Cancer has continuously accredited NorthShore as an Academic Comprehensive Cancer Program since 1981.

We also have been designated by BlueCross BlueShield as a Blue Distinction Center for Complex and Rare Cancers. The Blue Distinction program identifies hospitals with proven expertise in specialty care. Our nurses earned the prestigious Magnet designation—the highest honor in nursing from the American Nurses Credentialing Center (ANCC)—and recently earned redesignation, making NorthShore the first hospital system in Illinois to gain this recognition. Our multidisciplinary teams include leading molecular and surgical pathologists. Even the most sophisticated diagnostics are now performed in-house, enabling rapid results and treatment initiation.

Research is a critical component of our mission and a vital element of our clinical program, supported by our academic affiliation with the University of Chicago Pritzker School of Medicine and our important alliance with Mayo Clinic.

We are more grateful than ever to our many philanthropic partners whose ongoing generosity is crucial to our team's ability to enhance prevention, early detection, innovative treatment and research, and thorough support programming for all those who come to us for cancer care.

At NorthShore Kellogg Cancer Center, each treatment plan is personalized because each patient and each cancer diagnosis is unique. This report highlights our personalized medicine approach and our commitment to transformative cancer care.



David J. Winchester, MD

Handwritten signature of Bruce Brockstein, MD.

**Bruce Brockstein, MD**

Medical Director, NorthShore Kellogg Cancer Center  
Head, Division of Hematology/Oncology  
Kellogg-Scanlon Chair of Oncology

Handwritten signature of David J. Winchester, MD.

**David J. Winchester, MD**

Chairman, NorthShore Cancer Committee  
Chief, Division of Surgical Oncology  
Board of Directors/David P. Winchester, MD,  
Chair of Surgical Oncology



## Personalized medicine— tailoring treatment to each individual patient, and to each individual cancer— is the driving force behind the innovative care offered at NorthShore Kellogg Cancer Center.

NorthShore's systemwide focus and team approach to personalized medicine align our strengths in genomics, research informatics, medical genetics, pathology and biobanking with outstanding clinical care to improve access and outcomes for patients in real time, right now. Personalized medicine has improved our ability to prevent, diagnose and treat a wide range of cancers.

The many components of the personalized cancer program touch on every case we treat and interact directly through shared resources and data.

### Advanced Laboratory Medicine and Pathology Capabilities

Personalized cancer care relies on both the precise interpretation and accurate data from the latest diagnostic technology. While today's advances in genomic testing have given rise to more tailored care, our pathology and laboratory medicine team led by Karen Kaul, MD, PhD, Chair of Pathology and Laboratory Medicine Duckworth Family Chair, has been ahead of the curve for decades

in the use of advanced tumor diagnostics and DNA analysis to customize patient care. DNA sequencing of blood and tumors identifies key genetic patterns and mutations, leading to quicker and more accurate diagnosis and treatment recommendations. Whereas patients treated at many other institutions may have to wait weeks for a test to be sent out to a reference laboratory, we are able to conduct most of these studies "in house" with a turnaround time of days, not weeks.

The molecular diagnostics laboratory recently implemented state-of-the-art Next-Generation Sequencing (NGS) to rapidly look at large genomic regions involved in cancer. Our lab's unique in-house sequencing capability allows us to screen many more cancer genes at once in a single assay. NGS also allows us to run the latest "hot spot" cancer panels, making it possible to more precisely identify rare somatic and germline mutations, cancer drivers, biomarkers and therapeutic targets for malignancies of all types—from lung and colon cancer to rare tumors not yet well characterized. Molecular Diagnostics Director Linda Sabatini, PhD, HCLD, CC, and her team are now working on custom panels, optimizing and validating these tests to ensure thorough understanding of results.

Performing these tests in-house means much faster results and quicker treatment for our patients. Direct communication of test results to physicians through our Electronic Medical Record (EMR) system is seamless and immediate.


NorthShore's advanced instrumentation also enables our lab professionals to accurately analyze very small samples, including those from needle biopsies, sparing patients from undergoing larger, more-invasive procedures. Patients with advanced lung cancer and others can undergo a fine needle aspiration that will produce enough material for molecular profiling of their tumor.

Clonality assessment is a very powerful NGS tool for patients with leukemia and lymphoma that allows physicians to monitor patients' progress and to determine, in the case of an apparent relapse, if it is the original malignant process or a new leukemia or lymphoma. These very specific test results help guide personalized treatment and improve patient outcomes.

The molecular diagnostics field is exploding, and NorthShore experts are helping to develop new applications that will continue to benefit patients here and beyond.

*(continued)*

*From left: Drs. Karen Kaul, Jan Nowak and Linda Sabatini have been at the forefront of NorthShore's molecular diagnostics work, which includes state-of-the-art Next-Generation Sequencing (NGS) enabling rapid, in-house analysis of individual cancer genomics.*





## Program for Personalized Cancer Care

NorthShore has brought significant resources to its pioneering Program for Personalized Cancer Care (PPCC), recruiting exceptional scientists from major medical institutions around the country to lead this new endeavor. Physicians at NorthShore Kellogg Cancer Center are working to individualize and optimize care through targeted cancer screening, prevention, diagnosis and treatment. Already we have developed genomic-based programs for high-risk patients in prostate, breast and colorectal cancer. Other gastrointestinal malignancies—including esophageal, gastric, pancreatic and liver cancers—are among our next targets in development.

The PPCC, led by Jianfeng Xu, MD, DrPH, the Ellrod-Schweighauser Family Chair of Genomics Research, brings together cancer genomicists, biologists, pathologists, biomedical engineers and biostatisticians—all working on a number of exciting personalized cancer care initiatives. Among the projects our team is leading are:

- Developing sophisticated bioinformatics and computational medicine tools for processing and interpreting “big-data” cancer genomics in our own community as well as through consortia, such as The Cancer Genome Atlas, a National Institutes of Health (NIH) research program;
- Working to create and optimize genomic tests for cancer risk assessment and treatment planning via our state-of-the-art genotyping laboratory; and
- Studying the biology of cancer progression with the aim of developing lower-impact medical approaches and nonsurgical treatment options.

NorthShore’s large and, in many cases, lifelong patient base and our advanced, systemwide EMR allow us to capture, analyze and integrate vast amounts of clinical and genomic patient information. Our dedicated Research Institute, with sophisticated genetic equipment and bioinformatics and biostatistician teams, and our advanced molecular diagnostic pathology laboratory are further strengths that back our PPCC.

From screening to treatment, the PPCC takes a comprehensive approach not found in most health systems. Our program strives to leverage genetic information to improve the accuracy of determining an individual’s risk for developing disease and to better personalize therapies to a patient’s specific condition. Analyzing the genetic makeup of individuals with and without cancer can save lives by greatly improving prevention and early diagnosis.



For example, our research team is already pioneering the development of next-generation genomic screening tools for prostate cancer that could individualize prostate-specific antigen (PSA) screening and reduce the number of prostatic biopsies. In the near future, patients will only need to provide a small sample of blood or saliva to learn of their risk factors for prostate cancer development and/or biopredictors for their prognosis to help customize treatment.

## Personalized Oncology Clinic

As genomic analysis is becoming increasingly valuable for many cancer patients, Kellogg Cancer Center now offers a Personalized Oncology Clinic led by Janardan Khandekar, MD., the Board of Directors/Janardan D. Khandekar, MD, Chair of Molecular Medicine. It is part of NorthShore’s Center for Personalized Medicine program, which also has specialty clinics in Pharmacogenetics and High-Risk Breast Cancer.

The molecular and cellular characteristics of many of the more common cancers in different areas of the body share many commonalities and may respond to similar medications. Patients who are not responding to standard therapy and patients with very rare cancers with no known therapies can benefit greatly from having the genetics of their cancer evaluated.

Dr. Khandekar works collaboratively with oncologists and individual patients to review patient-level tumor or germline (inheritable) genetic data and the most recent research. The aim is to optimally guide appropriate treatment, including approved therapies specific to the cancer type, or in some cases, off-label medication uses. This data also is used to guide patients to the best available clinical trial options locally or nationally.

Dr. Khandekar’s expertise in this arena and recognized rapport with cancer patients is a valuable resource for Kellogg Cancer Center oncologists and patients alike.

Administrative Director Annette Sereika, a nurse practitioner with advanced oncology certification, also works directly with referring physicians, patients and insurance companies, serving as a patient advocate to help navigate often complex referral and reimbursement issues.

## Promising Clinical Trials

The rapidly growing field of cancer genomics continues to engender promising research, including a host of clinical trials available to Kellogg Cancer Center patients. NorthShore is a

*Dr. Jianfeng Xu (left) and Dr. Janardan Khandekar lead NorthShore’s Program for Personalized Cancer Care (PPCC) and Personalized Oncology Clinic, respectively.*

participant in the new National Cancer Institute (NCI) Molecular Analysis for Therapy Choice (MATCH) clinical trial that uses an individual patient's tumor analysis to look for genetic abnormalities, independent of organ of origin, that are known to respond to a specific targeted drug. The NCI MATCH trial opened in August 2015 and makes available multiple promising drugs, providing a very real potential benefit for our patients.

Additionally, on a tumor site-specific level, nearly half of our own clinical trials are assessing molecularly targeted therapies and/or new immunotherapy approaches.

More such trials in this arena are on the way through our partnerships or participation with the NCI clinical trials groups, a growing number of pharmaceutical companies, and partnerships with the University of Chicago and other institutions.

## Molecular Tumor Board

The molecular oncology committee evaluates new diagnostic testing and therapeutics, and regularly interacts with outside agencies to bring the latest genomic breakthroughs to our patients. Led by the Chief of Gastrointestinal Oncology, Robert Marsh, MD, this multidisciplinary committee brings together a broad base of expertise in basic science, clinical care, and research and genetics, and now also functions as a molecular oncology tumor board. This ensures that all cases presented at one of the many disease-specific Kellogg Cancer Center tumor boards also can be analyzed and discussed on a molecular level when needed.

## Center for Medical Genetics

As one of the largest and busiest adult genetic counseling programs in the country, NorthShore's Center for Medical Genetics began offering clinical testing for inherited breast cancer risk BRCA1 and 2 shortly after it became clinically available. Our Center is a recognized leader and was quick to adopt new germline testing for inherited cancers, which can help guide management, including treatment and screening options, in order to achieve the best outcomes for individual patients.

Directed by Peter Hulick, MD, the Center for Medical Genetics now is examining more than 70 genes possibly linked to breast and ovarian cancer help identify and stratify family risk. Dr. Hulick's team has developed the SIFT (Susceptibility gene Identification in Families with a geneTic predisposition to breast cancer) Registry, which is designed to find new breast cancer susceptibility genes and ultimately to help develop a clinical NGS test. This test will provide a more precise estimate of risk to guide patients at NorthShore's Breast Cancer Risk Assessment and Prevention Program.

## High-Risk Breast Cancer Program

NorthShore launched the Breast Cancer Risk Assessment and Prevention Program in 2014 with a generous grant from the North Suburban Health Care Foundation. Katharine Yao, MD, is the director of this multidisciplinary program, which has seen more than 750 patients since it began. The program provides a comprehensive breast health evaluation to determine the risk for breast cancer for any woman concerned about her breast. A personalized breast health care plan, including risk-reduction strategies and counseling



*NorthShore's Pharmacogenomics Clinic, led by Dr. Mark Dunnenberger (pictured here), is one of a few select clinics nationwide that helps determine the best possible drug treatments for individual patients.*

on lifestyle modifications, is an important part of the program and empower's women to be proactive for their breast health. The program also coordinates ongoing surveillance for high-risk women and includes a template in the EMR to track data for future research studies. NorthShore offers outreach screening at multiple community events. In the future, we plan to launch a study that evaluates a "genetic risk score" blood test to help us better define a woman's risk for breast cancer and the most appropriate time to start screening mammograms. Working to get genetic information into the most clinically friendly format that is transparent and beneficial for patients and physicians is a priority, especially as it relates to helping patients and their physicians makes decisions about treatment related to cancer risk. The Center also is involved in education and building awareness of genetic risk issues for patients and medical providers.

## Pharmacogenomics

NorthShore offers one of the few select Pharmacogenomics Clinics nationwide that pre-emptively provides genetic testing to help predict how patients will respond to certain drugs. Led by Mark Dunnenberger, PharmD, BCPF, our expanding Pharmacogenomics Clinic provides us with the resources to determine the best drug treatment for patients, tailored to their specific cancers. Ninety-five percent of patients have at least one variant that is actionable and can be translated to modified therapy.

Germline information can help with specific dosing for some chemotherapy agents and also can be useful in prescribing the most effective supporting medications, including anti-nausea and antifungal drugs designed to combat side effects.

The potential for continued improvements and enhancement to patient care through pharmacogenomics is tremendous, and NorthShore's unique clinic provides significant benefits to our patients.

## Genomic Health Initiative

NorthShore is leading a groundbreaking research study, the Genomic Health Initiative, that is collecting 100,000 DNA samples to understand the correlation between genomics and disease, paving the way to more effectively manage patients' health on a larger scale, including cancer risk and cancer treatment.

This pioneering initiative builds on the extensive computational resources of NorthShore's Center for Biomedical and Research Informatics (CBRI), as well as our EMR and biobanks.

Kellogg Cancer Center offers a collaborative, multidisciplinary approach—from customized patient care to a robust clinical research program—to find breakthroughs in preventing, diagnosing and treating a wide range of cancers.

## Breast Oncology

Patients with breast cancer continue to make up the largest percentage of Kellogg Cancer Center patients. In recognition of our high-quality, integrated, patient-centered care from an established team of specialists, we received our third accreditation by the American College of Surgeons' National Accreditation Program for Breast Centers.

NorthShore's robust clinical research program includes several initiatives, such as the new Avatar clinical trial for triple-negative breast cancers that will allow a personalized approach to this aggressive form of the disease. Our newly established high-risk screening program is introducing a study using a "genetic risk score" to better assess patients at increased risk for breast cancer.

With our ongoing commitment to advancing research, NorthShore's team of breast cancer specialists has opened a growing array of other clinical trials. James Ward, MD, was recruited in 2015 to lead NorthShore's breast cancer medical oncology research initiatives.

Offering additional therapeutic options to our patients, the new breast seed localization program uses a tiny, radioactive seed implanted into

the breast tissue to enable surgeons to more accurately localize nonpalpable tumors. The High-Risk Breast Health Center saw increased patient volume and has developed outreach, patient and community education programs, and guidelines for patients with breast cancer.

Our focus on prevention and early detection, and our state-of-the-art programmatic and research efforts in breast cancer continue to distinguish NorthShore's comprehensive, multidisciplinary program and collaborative team of specialists as one of the largest academic multispecialty practices in the state of Illinois.

## Prostate/Genitourinary Cancer

Under the leadership of NorthShore Urologist Brian Helfand, MD, PhD, the clinical volume and recognition of our early-stage prostate cancer program continue to increase. This past year, NorthShore performed more than 200 prostate cancer surgeries. Patient care is greatly facilitated by dedicated nurse navigator Martha McCurdy, RN, BSN.

With the combined expertise of outstanding scientists in NorthShore's new Program for Personalized Cancer Care (PPCC), we are introducing a personalized prostate cancer clinic focused on genomic-based risk assessment to individualize all aspects of cancer care—from screening and prevention to diagnosis and treatment. Over the past year, NorthShore has recruited several internationally recognized prostate cancer investigators to lead the new PPCC. Under their leadership, the program will offer personalized prostate cancer risk assessment for all men.

NorthShore's prostate cancer experts published 49 peer-reviewed manuscripts this year, and received eight external grants of \$3.4 million.

Our clinical research program continues to grow, with nine open clinical trials for all stages of advanced prostate cancer, supported by three clinical research nurses and one clinical research associate. Other studies include a new trial for patients with metastatic prostate cancer on mindfulness intervention, and open clinical trials focusing on kidney cancer, bladder cancer and treatment based on genetic alterations in tumor tissue.

Daniel Shevrin, MD, serves as Medical Director of the Us TOO prostate cancer education and support group and is a member of the Clinical/Administrative Core and Director of the Advocacy Program.

*At NorthShore, breast cancer patients have access to a large, collaborative team of experts from a wide range of disciplines, including medical oncologists, surgical oncologists, genetic counselors, nurse navigators, dietitians, social workers and more.*





## Gastrointestinal Oncology

This past year has been very successful for the Gastrointestinal (GI) Malignancies Program. We have experienced incremental growth in volume in all areas, benefiting both the clinical and investigational aspects of the program. The weekly multidisciplinary GI Cancer Conference has been partitioned into two separate meetings that include hepatopancreatobiliary/upper GI cases on Tuesday and colorectal/small bowel cases on Friday. This has resulted in a notable increase in the total number of cases reviewed, as well as more focused clinical, radiologic and pathologic expertise at each meeting.

Accrual to clinical and laboratory studies has not only been vetted, but also facilitated by this arrangement. As a result, the program has completed and published a number of important studies, including two key clinical trials in pancreatic cancer. Both of these studies address the use of chemotherapy prior to, rather than following, surgery and will have repercussions both nationally and internationally. These studies originated at NorthShore and included participants at many of the major cancer centers in the country.

A new protocol will evaluate the effect of genomic-targeted cancer screening on cancer-specific mortality. This will complement the many active studies at NorthShore, which leverage our outstanding Electronic Medical Record (EMR) system to ensure the optimal treatment for each and every patient. We are active participants in the national PROSPECT rectal cancer trial, examining preoperative radiation and chemotherapy versus preoperative chemotherapy alone in stage II and III rectal cancers. Additionally, partnership with the University of Chicago has fostered a number of studies. These include: a genotype-guided study based on UGT1A1 expression that examines dosing of irinotecan in FOLFIRINOX, a commonly used regimen; and a second study that examines the effects of the colonic microbiome on anastomotic healing in patients undergoing low anterior resection for rectal cancer. The initial phase of this study is now complete, and it will shortly be opened as a national multicenter trial.

A second key aspect of the program has been the multidisciplinary clinics that take place on Tuesdays and Wednesdays. Patients are often seen by medical oncologists, surgeons, hepatologists and gastroenterologists at the same clinic visit and in the same clinic space, assisted by a dedicated navigator. The convenience and efficiency of this arrangement have been much appreciated by our patients and have facilitated the integration of a personalized medicine approach into treatment planning. Genetic and molecular analysis is now standard practice in most cases; and if the results are complex, they are presented and discussed at our dedicated Molecular Medicine tumor board. Where appropriate, patients also may be referred to our Department of Genetics for counseling and further screening.

This past year, NorthShore established a colon and rectal cancer database with crucial information about patient care and demographics, which will assist in future programmatic development and research. Electronic records and messaging are now thoroughly embedded in the system, and this form of communication between patient visits has been key to a better experience for all.

Lastly, our highly trained and dedicated nurses, pharmacists, technicians, social workers, dietitians and support staff spend hours with each patient and endeavor to make a challenging and life-changing experience one that is less frightening and more tolerable.

## Gynecologic Oncology

Gynecologic oncology is aimed at prevention, early detection and improved treatment for ovarian, uterine and other women's cancers. Led by Gustavo Rodriguez, MD, the Matthews Family Chair of Gynecologic Oncology Research, the division brings together a collaborative team of gynecologic oncologists, geneticists, radiologists, radiation oncologists, pathologists and critical support services, including psychosocial oncology, integrative medicine and nutrition.

Our multidisciplinary team cares for a growing number of patients, leveraging the latest technology and innovative techniques, including robotic surgery and other minimally invasive procedures. Carolyn Kirschner, MD, directs our minimally invasive program, which is the most active in gynecologic oncology in the Chicago area. Elena Diaz Moore, MD, is our newest partner and spearheads palliative care initiatives.

Our outstanding quality of care was recognized again this year with a Professional Research Consultants (PRC) Excellence in Healthcare Top Performer Award and the highly competitive PRC Excellence in Healthcare 5-Star Award.

Jean Hurteau, MD, leads the clinical trials and translational research program. He has received numerous federal grants and served as a principal investigator for translational research projects with the National Cancer Institute-funded Gynecologic Oncology Group (GOG).

A major research initiative focuses on prevention. Dr. Rodriguez and his team have made important discoveries toward the pharmacologic prevention of ovarian and uterine cancer. Building on this success, the Clinical Gynecologic Cancer Prevention Program at NorthShore is now officially open.

Academic affiliation with the University of Chicago continues to strengthen our research and clinical efforts, including joint oversight of a prestigious gynecologic oncology fellowship training program.

## Thoracic Oncology

At the heart of NorthShore's Thoracic Oncology Program (TOP) is a multidisciplinary clinic for patients and a collaborative, multidisciplinary tumor board. Co-directed by medical oncologist Thomas Hensing, MD, and thoracic surgeon John Howington, MD, the program offers the most advanced care for patients with lung cancer and other thoracic malignancies.

Experts from medical and radiation oncology, thoracic surgery, radiology, pulmonary medicine, pathology and pharmacy come together to offer the most sophisticated treatment plans, which help optimize the best outcomes for patients. Support from integrative medicine, nutrition and other services is incorporated in individual care, all seamlessly coordinated with the help of the thoracic nurse navigator.

The team also includes medical oncologists Nicholas Campbell, MD, and Ariel Polish, MD, and meets weekly to discuss new cases and develop personalized treatment plans. NorthShore is on the cutting edge of rapidly evolving treatment approaches, using molecular diagnostics to determine genetic profiles of individual tumors and tailored therapeutics, and completing a majority of novel diagnostics tests in-house.

Multimodal strategies combining surgery, chemotherapy, radiation and sophisticated medications ensure optimal outcomes. A wide array of clinical trials at NorthShore gives patients access to the latest drugs and treatment options. NorthShore's thoracic oncology

*(continued)*

biorepository and database facilitate sophisticated outcomes and translational research.

Our program emphasizes early detection, lung cancer screening and smoking cessation, and includes Dr. Howington, Ki Wan Kim, MD, and Seth Krantz, MD, who perform minimally invasive, video-assisted thoracoscopic surgery, or VATS lobectomy.

## Neurologic Oncology

NorthShore is home to the first and most well-established neuro-oncology program in the Chicago area. Our multidisciplinary team provides progressive diagnostic and treatment options for patients with primary tumors of the brain and spinal cord, metastases, paraneoplastic syndromes and neurologic complications of cancer treatment.

Strong research initiatives are a foundation of our program, giving patients access to the latest drugs and innovative treatment options. Ongoing trials include rapidly expanding targeted therapies that are improving the standard of care for many patients with brain tumors. Principal investigators include Neuro-Oncologists Ryan Merrell, MD, and Nina Martinez, MD; and Neurosurgeon Julian Bailes, MD.

NorthShore Neurological Institute was one of only six sites in the country enrolling patients in a new targeted therapy Phase I study evaluating an investigational antibody-drug conjugate for patients with newly diagnosed glioblastoma multiforme (GBM), the most common and aggressive type of malignant primary brain tumor. Preliminary results were reported at numerous meetings during the year, including the American Society of Clinical Oncology and the Society for Neuro-Oncology.

A new Phase II/III randomized trial of temozolomide and veliparib focuses on treating patients with newly diagnosed GBM after completing chemoradiation. NorthShore Neurological Institute also is a site for a Phase II GBM clinical trial testing a personalized cancer vaccine individualized to a patient's tumor to induce an immune response, and is opening three new clinical trials for patients with newly diagnosed or recurrent GBM.

Because of our superior reputation for the highest level of enhanced and compassionate care, our program continues to draw patients referred from across the region.

## Interventional Radiology

NorthShore's Interventional Radiology group includes six specialist physicians, three physician assistants, and more than 40 dedicated nurses and technologists who perform image-guided, minimally invasive cancer therapies aimed at optimizing cancer outcomes, improving quality of life and reducing hospital stay. We offer the latest and most advanced developments in the rapidly evolving and expanding field of interventional oncology.

NorthShore's interventional radiologists work in close collaboration with a team of oncologists, surgeons and radiation oncologists to provide customized care unique to each individual's specific condition. This includes state-of-the-art diagnostic imaging equipment and some of the newest facilities in the area to deliver the highest level of minimally invasive care. Therapies include Y-90 radioembolization and chemoembolization of both primary and metastatic liver tumors, which provide options when chemotherapy is no longer effective or surgery is not feasible.

## Lung Cancer Screening Saves Lives

An early adopter of this life-saving test, NorthShore offers low-dose computed tomography (CT) scans for men and women at high risk of developing lung cancer. An active participant in the International Early Lung Cancer Action Project (I-ELCAP), the Kellogg Cancer Center has been a leader in this critical early detection effort.

Based on a demonstrated improved lung cancer survival rate with the use of CT screening, as of January 1, 2015, most insurance companies are now required to cover low-dose CT scans for those at risk. Lung cancer is the leading cause of cancer in the United States and the leading cause of cancer-related death in men and women worldwide. Early detection through CT scanning is a proven strategy to improve outcomes and increase survival rates.

Candidates for lung cancer screening are 55–77 years old; have a smoking history of one pack a day for at least 30 years (or equivalent, such as two packs a day for 15 years or three packs a day for 10 years); and are current smokers or those who have quit within the last 15 years.

Lung cancer screening begins with a visit with a NorthShore physician (including patients' primary care physicians) to provide information about the screening and determine eligibility. The low-dose CT scan is quick and noninvasive. Results of the scan are reviewed by leaders of Kellogg Cancer Center's Thoracic Oncology Program, and personalized recommendations—including follow-up testing and treatment plans—are discussed with individual patients.

The majority of lung cancers are diagnosed in later stages. With this vital screening tool, we hope to change those odds and provide our patients with the hope that comes with early detection. High-risk patients who would like to schedule an appointment or want more information can call 224-251-LUNG (5864).





We also specialize in radiofrequency, microwave and cryoablation of solid tumors in organs that include the liver, kidneys, bones, lungs and other soft tissues. These are alternative treatments to surgical resection, especially for patients at high risk for surgery.

Interventional radiology involves image-guided biopsies to diagnose and stage disease as well as implant vascular access, such as tunneled catheters and ports, so patients can safely receive chemotherapy. Many of these procedures are performed on an outpatient basis and focus on preserving a patient's quality of life as well as improving overall outcomes.

## Hematology and Hematologic Malignancies

The Hematologic Malignancy Program at NorthShore offers the latest care for patients with acute and chronic leukemia, myeloma, Hodgkin and non-Hodgkin lymphoma. Led by Lynne Kaminer, MD, the Virginia and James Cozad Chair of Hematology, the program offers full hematology coverage across the NorthShore hospital system, and recently added our newest member, Jagoda Jasielec, MD, with an expertise in myeloma.

This year, the program was reaccredited by the Foundation for the Accreditation of Cellular Therapy. This comprehensive accreditation process reviews the competency of the high-dose chemotherapy program, blood bank, stem cell collection, safe administration of chemotherapy, supportive care and teamwork.

We also were accepted as part of the Center for International Blood and Marrow Transplant Research (CIBMTR), enabling NorthShore to be part of an international database to compare our results to national and international standards.

Our hematology experts are active in several research initiatives, including six new studies this year. In addition to CIBMTR, these initiatives include a Phase III randomized trial for adult patients with acute lymphoblastic leukemia (ALL), two new studies for patients with chronic lymphocytic leukemia (CLL), and two disease registry studies.

Our close collaboration with the Pathology Department continues, with a weekly hematopathology conference to review bone marrow biopsies, lymph nodes specimens and treatment plans. We are developing molecular panels to evaluate for specific, targeted therapy in acute leukemia and myelodysplastic syndromes, and introducing a new flow cytometer to monitor disease response and sustained remission.

## Head and Neck Oncology

NorthShore's Head and Neck Oncology group includes a collaborative team of specialists that focuses on maximizing cancer-related survival and improving quality of life by minimizing both short- and long-term side effects of treatment. In addition to individual patient education, we continue to raise awareness of the need for the HPV vaccine for boys and girls to prevent HPV-related head and neck cancers and cervical cancer.

Our program also emphasizes functional organ preservation using chemoradiation or transoral minimally invasive procedures as an alternative to traditional open surgery when appropriate. In collaboration with head and neck cancer-specific speech and language pathologists, we focus on a patient's functional preservation.

Fellowship-trained head and neck surgeon Mihir Bhayani, MD, offers specific experience in robotic surgery, and is complemented by colleagues in otolaryngology with training in surgery for sinus, larynx and ear tumors. Ricky Wong, MD, joined NorthShore's Department



*Our neurologic oncology program provides patients with brain tumors the latest in cutting-edge treatment from a multidisciplinary team of specialists including (from left) Dr. Julian Bailes, Physician Assistant Melody Calla, Dr. Ryan Merrell and Dr. Nina Martinez.*

of Neurosurgery this year and is an addition to our team for complicated skull base tumors.

Several new and ongoing clinical and translational research projects include a unique, multidisciplinary project to examine the risk factors for the recurrence, metastasis or death from otherwise harmless skin squamous carcinomas using a large biorepository. Additionally, a novel immunotherapy trial for patients with the most advanced head and neck cancers and numerous projects examining national trends in head and neck cancers and its impact on outcome are completed or under way.

NorthShore continues to sponsor a Head and Neck Cancer Support Group, affiliated with SPOHNC, which meets regularly for patients and caregivers.

## Melanoma and Other Skin Cancers

NorthShore's multidisciplinary program offers the depth and breadth of experience to use complicated new therapeutics in treating malignant melanoma. In the last five years, significant advances have been made in treating this disease, and NorthShore's team has the expertise and support to bring these advances to our patients.

New molecularly targeted therapies are available for nearly half of patients with metastatic melanoma whose tumors carry specific mutations in the BRAF gene. NorthShore's molecular pathologists can test for this in our own lab so patients can begin appropriate treatments within days.

Melanoma has been the cancer most positively impacted by advances in immunotherapy for cancer, with the checkpoint inhibitor drugs ipilimumab, pembrolizumab and nivolumab now routinely used. We were able to bring early access to these drugs through clinical trials and have developed significant experience treating patients with these medications. A small group of patients who may experience unique autoimmune side effects have access to NorthShore specialists in endocrinology, gastroenterology, dermatology and rheumatology.

Patients also have access to dermatologists Ross Levy, MD, and Gregg Menaker, MD, who are experienced in Mohs micrographic

*(continued)*

## Increased Access for Our Patients

In addition to our three hospital locations—Evanston, Glenbrook and Highland Park—the Kellogg Cancer Center provides high-level, compassionate care at its Gurnee and Skokie Ambulatory Care Centers, as we constantly strive to increase convenience and flexibility for our growing patient base. The Gurnee and Skokie locations will serve as extensions of the comprehensive services offered at the three Kellogg Cancer Center locations and also offer patients other conveniences including on-site lab and radiology services.

This year, Ariel Polish, MD, joined colleagues Matthew Adess, MD, Bruce Brockstein, MD, Britt Hanson, DO, and Teresa Murray Law, MD, in providing hematology and oncology consultation and follow-up services in Gurnee. NorthShore Gurnee Ambulatory Care Center is located at 7900 Rollins Road, Suite 1100, just west of the Gurnee Mills shopping center, increasing access for patients and referring physicians in Lake County.

Another new addition to the Division of Hematology-Oncology, Jagoda Jasielec, MD, is now accepting new patient consultations, joining gynecologic-oncologist Jean Hurteau, MD at the Skokie Ambulatory Care Center on the campus of NorthShore Skokie Hospital.

All of our Kellogg Cancer Center locations and extensions are dedicated to providing the highest level of care delivered by experienced teams of multidisciplinary specialists.

*Offering our patients care close to home is a priority and our increased services in both Gurnee and Skokie reflect that commitment. Specialists including from left, Drs. Ariel Polish, Jagoda Jasielec, Bruce Brockstein, Barbara Loris, Britt Hanson and gynecologic oncologist Jean Hurteau provide expert oncology care and treatment to patients at our Ambulatory Care Centers.*



*Drs. Matthew Adess and Teresa Murray Law are among the physicians providing hematology and oncology consults at our Gurnee Ambulatory Care Center.*



surgery. Jason Waldinger, MD, offers a pigmented lesion clinic for patients with multiple nevi and high-risk skin. David J. Winchester, MD, the Board of Directors/David P. Winchester, MD, Chair of Surgical Oncology, performs complex isolated limb perfusions and isolated limb infusions to treat melanoma that has spread within an arm or leg. We are initiating a weekly multidisciplinary clinic, combining the expertise of NorthShore physicians, including medical and surgical oncologists, in treating melanoma and other skin cancers.

### Medical Genetics

As one of the largest and busiest adult genetic counseling programs in the country, NorthShore's Center for Medical Genetics began offering clinical testing for inherited breast cancer risk BRCA1 and 2 shortly after it became clinically available.

We are a recognized leader and were quick to adopt new germline testing for inherited cancers, which can help guide management, including treatment and screening options, to achieve the best outcomes for patients.

Directed by Peter Hulick, MD, the Center is examining more than 70 genes possibly linked to breast and ovarian cancer to identify and stratify family risk. Dr. Hulick's team has developed the SIFT (Susceptibility gene Identification in Families with a geneTic predisposition to breast cancer) Registry. This registry is designed to find new breast cancer susceptibility genes and will help develop a Next-Generation Sequencing (NGS) clinical test to provide a more precise risk estimate to guide patients at NorthShore's High-Risk Breast Cancer Program.

The Center works collaboratively with our medical informatics team, building the infrastructure to help collect and track genetic information in our Electronic Medical Record (EMR) system and to enhance the process for tracking follow-up with individual patients.

Providing genetic information in the most clinically friendly format that is transparent and beneficial for patients and physicians continues to be a

priority, especially as it relates to helping patients and their physicians make decisions about treatment related to cancer risk. The Center also is involved in education and building awareness of genetic risk issues for patients and medical providers.

### Radiation Oncology

NorthShore's team of radiation oncologists offers the latest technologies and years of experience for advanced cancer care. The Department of Radiation Medicine is accredited by the American College of Radiology for each of NorthShore's treatment locations at Evanston, Glenbrook and Highland Park Hospitals.

NorthShore was one of the first Chicago-area medical centers to introduce radionuclide therapy for prostate cancer bone metastases using the alpha-emitting radionuclide radon-223. It has been a leader in developing accelerated partial breast irradiation (APBI) for patients with early-stage breast cancer, reducing the time for treatment from six and a half weeks to three weeks. More than 800 women have been treated to date, and approximately 300 women have been followed for five or more years, with results comparable to standard therapy.

NorthShore's stereotactic body radiation therapy program continues to grow as an option for patients, offering pinpoint precision to target radiation treatment on tumors or lesions close to critical structures in the body. Stereotactic body radiation enables doctors to treat a range of conditions, including benign and malignant brain tumors; metastatic tumors or recurrent brain tumors; functional brain disorders; and tumors of the head and neck, lung, liver, prostate and spine. This treatment is particularly viable for patients who cannot undergo traditional surgery because of illnesses, for tumors that are located in inoperable areas or for procedures that present increased risk of harming critical structures near the tumor. The therapy is especially effective for patients with early-stage lung cancer who are deemed to be poor operative risks.



# Active Clinical Trials

NorthShore patients have access to a broad array of clinical trials and potentially life-saving new treatments. Among our many current trials are:

## Brain Tumors

**ACT IV CDX110-04** International, randomized double-blind controlled study of rindopepimut/GM-CSF with adjuvant temozolomide in patients with newly diagnosed, surgically resected, EGFRvIII-positive glioblastoma

**A071101** Phase II randomized trial comparing the efficacy of heat shock protein-peptide complex-96 (HSPCC-96) (NSC #725085, Alliance IND #15380) vaccine given with bevacizumab versus bevacizumab alone in the treatment of surgically resectable recurrent glioblastoma multiforme (GBM)

**A221101** Phase III randomized, double-blind, placebo-controlled study of armodafinil (Nuvigil) to reduce cancer-related fatigue in patients with glioblastoma multiforme

**AbbVie/M12-356** Phase I study evaluating the safety and pharmacokinetics of ABT-414 in combination with radiation plus temozolomide or temozolomide alone for subjects with glioblastoma multiforme

**N107C** Phase III trial of postsurgical stereotactic radiosurgery (SPS) compared with whole brain radiotherapy (WBRT) for resected metastatic brain disease

## Breast Cancer

**LATTE** Long-term anastrozole versus tamoxifen treatment effects

**UC13-1-000** Carboplatin, gemcitabine and mifepristone for advanced breast cancer and recurrent or persistent epithelial ovarian cancer

**EH14-308** A011106 ALTERNATE approaches for clinical stage II or III estrogen receptor positive breast cancer NeoAdjuvant TrEatment (ALTERNATE) in postmenopausal women: Phase III study

**AbbVie M12-914** Phase III randomized, placebo-controlled trial of carboplatin and paclitaxel with or without the PARP inhibitor veliparib (ABT-888) in HER2-negative metastatic or locally advanced unresectable BRCA-associated breast cancer

**NSABP B-55** Randomized, double-blind, parallel group, placebo-controlled multi-center Phase III study to assess the efficacy and safety of Olaparib versus placebo as adjuvant treatment in patients with germline BRCA 1/2 mutations and high-risk HER2 negative primary breast cancer who have completed definitive local treatment and neoadjuvant or adjuvant chemotherapy

**TNBC AVATAR** Feasibility/pilot study of genomics-guided therapeutic drug selection for triple negative breast cancer (TNBC) using a patient-derived mouse xenograft

**EA1131** Randomized Phase III postoperative trial of platinum based chemotherapy versus observation in patients with residual triple-negative basal-like breast cancer following neoadjuvant chemotherapy

**NSABP B-51** A randomized Phase III clinical trial evaluating post-mastectomy chest wall and regional nodal XRT and post-lumpectomy regional nodal XRT in patients with positive axillary nodes before neoadjuvant chemotherapy who convert to pathology negative axillary nodes after neoadjuvant chemotherapy

## Cancer Control

**REFLEXOLOGY** Home-based symptom management via reflexology for breast cancer patients

## Gastrointestinal Cancer

**UC12-0033** Genotype-guided dosing study of mFOLFIRINOX in previously untreated patients with advanced gastrointestinal malignancies

**RTOG 1112** Randomized Phase III study of sorafenib versus stereotactic body radiation therapy followed by sorafenib in hepatocellular carcinoma

**Celgene ABI-007-PANC-003** Phase III, multicenter, open-label, randomized study of nab-paclitaxel plus gemcitabine versus gemcitabine alone as adjuvant therapy in subjects with surgically resected pancreatic adenocarcinoma

**AstraZeneca D081FC0001 (POLO)** Phase III, randomized, double-blind, placebo-controlled, multicenter study of maintenance Olaparib monotherapy in patients with gBRCA mutated metastatic pancreatic cancer whose disease has not progressed on first line platinum-based chemotherapy

## Genitourinary Cancer

**UC12-0109** Randomized gene fusion stratified Phase II trial of abiraterone with or without ABT-888 for patients with metastatic castration-resistant prostate cancer

**UC11-0709** Prospective randomized pilot study evaluating the food effect on the pharmacokinetics and pharmacodynamics of abiraterone acetate in men with castrate-resistant prostate cancer

**AbiCure** Phase II randomized 3-arm study of abiraterone acetate plus degarelix, a GnRH antagonist, and degarelix alone for patients with prostate cancer with a rising PSA or rising PSA and nodal disease following definitive radical prostatectomy

**EH09-43** Multiphase study of active surveillance for men with clinical stage T1c or T2a localized prostate cancer

**S0931** EVEREST Phase III study of EVerolimus for renal cancer ensuing surgical therapy

**EH14-055 S1216** Phase III randomized trial comparing androgen deprivation therapy and TAK-700 with androgen deprivation therapy and bicalutamide in patients with newly diagnosed metastatic hormone-sensitive prostate cancer

**EH14-180 A031201** Phase III trial of enzalutamide versus enzalutamide, abiraterone and prednisone for castration-resistant metastatic prostate cancer

**EH14-083 UC13-0540** Afatinib in advanced refractory urothelial cancer

**A4061070** Metastatic renal cell cancer registry

**Bayer 3104007** Multinational, randomized, double-blind, placebo-controlled, Phase III efficacy and safety study of ODM-201 in men with high-risk nonmetastatic castration-resistant prostate cancer

**REASSURE** Radium-223 alpha emitter agent in noninterventional safety study in metastatic castrate-resistant prostate cancer population for long-term evaluation

**A031201** Phase III trial of enzalutamide, abiraterone, and prednisone for castrate-resistant metastatic prostate cancer

**Astellas 9785-MA-1008** A multicenter open-label single-arm study of enzalutamide re-treatment in the metastatic castrate-resistant prostate cancer, as first treatment post docetaxel in patients who have previously received enzalutamide in the pre-chemotherapy setting

## Gynecologic Cancer

**G0G0238** Randomized trial of pelvic irradiation with or without concurrent weekly cisplatin in patients with pelvic-only recurrence of carcinoma of the uterine corpus

**G0G0274** (The Outback Trial) Phase III trial of adjuvant chemotherapy as primary treatment for locally advanced cervical cancer compared to chemo-radiation alone

**G0G277** Phase III randomized trial of gemcitabine (NSC #613327) plus docetaxel (NSC #628503) followed by doxorubicin (NSC #123127) versus observation for uterus-limited, high-grade uterine leiomyosarcoma

**G0G-0286B** Randomized Phase II/III study of paclitaxel/carboplatin/metformin (NSC #91485) versus paclitaxel/carboplatin/placebo as initial therapy for measurable stage III or IVA, stage IVB, or recurrent endometrial cancer

**UC13-1323** Phase II study of XL184 (cabozantinib) in recurrent or metastatic endometrial cancer

**UC13-1235** Randomized placebo-controlled Phase II trial of metformin in conjunction with chemotherapy followed by metformin maintenance therapy in advanced stage ovarian, fallopian tube and primary peritoneal cancer adjuvant treatment

**MDANDERSON 2013-0340** Prophylactic salpingectomy with delayed oophorectomy, risk-reducing salpingo-oophorectomy, and ovarian cancer screening among BRCA-mutation carriers: A proof-of-concept study 2013-0340

**G0G 0275** Phase III randomized trial of pulse actinomycin-D versus multi-day methotrexate for the treatment of low-risk gestational trophoblastic neoplasia

**G0G-0264** Randomized Phase II trial of paclitaxel and carboplatin versus bleomycin, etoposide and cisplatin for newly diagnosed advanced-stage and recurrent chemo-naïve stage sex cord-stromal tumors of the ovary

**Pilot Study** Pilot study of the impact of early palliative care on quality of life in recurrent ovarian, fallopian tube and primary peritoneal cancer

**Gog 0281** A Randomized Phase II/III study to assess the efficacy of trametinib (GSK 1120212) in patients with recurrent or progressive low-grade serous ovarian or peritoneal cancer

## Head and Neck Cancers

**HCN** Tissue bank tissue/body fluid procurement and clinical data collection for patients with malignancies of the head and neck area and/or premalignant changes

**AstraZeneca D4193C00001 (HAWK)** Phase II, multicenter, single-arm, global study of MEDI4736 monotherapy in patients with recurrent or metastatic squamous cell carcinoma of the head and neck (SCCHN)

**RTOG 1216** Randomized Phase II/III trial of surgery and post-operative radiation delivered with concurrent cisplatin versus docetaxel versus docetaxel and cetuximab for high-risk squamous cell cancer of the head and neck

**AstraZeneca D4193C00003 (CONDOR)** Phase II randomized, open-label, multicenter, global study of MEDI4736 monotherapy, tremelimumab monotherapy and MEDI4736 in combination with tremelimumab in patients with recurrent or metastatic squamous cell carcinoma of the head and neck (SCCHN)

**AstraZeneca D4193C00002 (EAGLE)** Phase III randomized, open-label, multicenter, global study of MEDI4736 monotherapy and MEDI4736 in combination with tremelimumab versus standard of care therapy in patients with recurrent or metastatic squamous cell carcinoma of the head and neck (SCCHN)

## Hematology

**E2905** Randomized Phase III trial comparing the frequency of major erythroid response (MER) to treatment with lenalidomide (Revlimid) alone and in combination with epoetin alfa (Procrit) in subjects with lower intermediate-1 risk MDS and symptomatic anemia

**CALGB 50801** Phase II trial of response-adapted therapy based on positron emission tomography (PET) for bulky stage I and stage II classical Hodgkin lymphoma (HL)

**C50904** Randomized Phase II trial of ofatumumab and bendamustine versus ofatumumab, bortezomib (NSC# 681239, IND# 58443) and bendamustine in patients with untreated follicular lymphoma

**CALGB 8461** Cytogenetic studies in acute leukemia

**CALGB 9665** The CALGB leukemia tissue bank

**C20202** Assessment of novel molecular markers in acute myeloid leukemia

**S1001** Phase II trial of PET-directed therapy for limited-stage diffuse large B-cell lymphoma (DLBCL)

**Celgene Connect MM** The Multiple Myeloma Disease Registry

**GSK: HOMER OMB113676** Phase III randomized, open-label study of single agent ofatumumab versus single agent rituximab in indolent B-cell non-Hodgkin lymphoma relapsed after rituximab-containing therapy

**Connect MDS AML** The Myelodysplastic Syndromes (MDS) and Acute Myeloid Leukemia (AML) Disease Registry

**S1203** Randomized Phase III study of standard cytarabine plus daunorubicin (7+3) therapy or idarubicin with high dose cytarabine (IA) versus IA with vorinostat (NSC-701852) (IA+V) in younger patients with previously untreated acute myeloid leukemia (AML)

**E1912** Randomized Phase III study of ibrutinib (PCI-32765)-based therapy vs standard fludarabine, cyclophosphamide, and rituximab (FCR) chemoimmunotherapy in untreated younger patients with chronic lymphocytic leukemia (CLL)

**Incyte INCB-MA-PV-401** Prospective, noninterventional study of disease progression and treatment of patients with polycythemia vera in United States academic or community clinical practices (REVEAL)

**A041202** Randomized Phase III study of bendamustine plus rituximab versus ibrutinib plus rituximab versus ibrutinib alone in untreated older patients ( $\geq 65$  years of age) with chronic lymphocytic leukemia (CLL)

**E1910** Phase III randomized trial of Blinatumomab for newly diagnosed BCR-ABL-negative B lineage acute lymphoblastic leukemia in adults

**CIBMTR** Research database for hematopoietic cell transplantation, other cellular therapies and marrow toxic injuries

(continued)



## Lung Cancer

**RT0G 0839** Randomized Phase II study of preoperative chemoradiotherapy +/- panitumumab (IND# 110152) followed by consolidation chemotherapy in potentially operable locally advanced (stage IIIA, N2+) non-small cell lung cancer

**S1400** Phase II/III biomarker-driven master protocol for second-line therapy of squamous cell lung cancer

**AbbVie M11-089** Randomized, double-blind, multicenter, Phase III trial comparing veliparib plus carboplatin and paclitaxel versus placebo plus carboplatin and paclitaxel in previously untreated advanced or metastatic squamous non-small cell lung cancer (NSCLC)

**AbbVie: M14-359** Randomized, open-label, multicenter, Phase II trial comparing veliparib plus carboplatin and paclitaxel versus investigator's choice of standard chemotherapy in subjects receiving first cytotoxic chemotherapy for metastatic or advanced non-squamous non-small cell lung cancer (NSCLC) and who are current or former smokers

**Celgene ABI-007-NSCLC-005** Safety and efficacy of nab-paclitaxel (Abraxane®) in combination with carboplatin as first-line treatment in elderly subjects with advanced non-small cell lung cancer (NSCLC): A Phase IV, randomized, open-label, multicenter study

**AstraZeneca D4191C00001** A Phase III randomized, double-blind, placebo-controlled, multicenter, international study of MEDI4736 as sequential therapy in patients with locally advanced, unresectable non-small cell lung cancer (Stage III) who have not progressed following definitive, platinum-based, concurrent chemoradiation therapy (PACIFIC)

**CLOVIS C001686-020:** A Phase III, open-label, multicenter, randomized study of rociletinib (CO-1686) monotherapy versus single-agent cytotoxic chemotherapy in patients with mutant EGFR non-small cell lung cancer (NSCLC) after failure of at least one previous EGFR-directed tyrosine kinase inhibitor (TKI) and platinum-double chemotherapy

**AstraZeneca D4191C00004** A Phase III open-label, randomized, multicenter, international study of MEDI4736, given as monotherapy or in combination with tremelimumab, determined by PD-L1 expression versus standard of care in patients with locally advanced or metastatic non-small cell lung cancer (Stage IIIB-IV) who have received at least two prior systemic treatment regimens including one platinum-based chemotherapy regimen and do not have known EGFR TK activating mutations or ALK rearrangements (ARTIC)

## Sarcoma

**A091401** Randomized Phase II study of nivolumab with or without ipilimumab in patients with metastatic or unresectable sarcoma

## Skin Cancer

**E3612** Randomized Phase II trial of ipilimumab with or without bevacizumab in patients with unresectable stage III or stage IV melanoma

## Other

**A221303** Randomized study of early palliative care integrated with standard oncology care versus standard oncology care alone in patients with incurable lung or noncolorectal gastrointestinal malignancies

**NCI 9671** Exceptional responders pilot study: Molecular profiling of tumors from cancer patients who are exceptional responders

**EAY131** Molecular Analysis for Therapy Choice (MATCH)

**EAY131-R** Phase II study of trametinib in patients with BRAF fusions, or with non-v600E, non-V600K BRAF mutations

**EAY131-G** Phase II study of crizotinib in patients with ROS1 translocations (other than patients with non-small cell lung cancer)

**EAY131-B** Phase II study of afatinib in patients with HER2 activating mutations

**EAY131-E** AZD9291 in patients with tumors having EGFR T790M mutations (except non-small cell lung cancer) or rare activating mutations of EGFR

**EAY131-F** Crizotinib in patients with tumors (other than adenocarcinoma of lung of ALCL) with ALK rearrangements

**EAY131-U VS-6063** (defactinib) in patients with tumors with NF2 loss

**EAY131-Q** Ado-trastuzumab emtansine in patients with tumors with HER2 amplification (except breast and gastro/gastro-esophageal junction [GEJ] adenocarcinomas)

**EAY131-H** Phase II study of dabrafenib and trametinib in patients with tumors with BRAF V600E or V600K mutations (excluding melanoma and thyroid cancer)

**EAY131-V** Phase II study of sunitinib in patients with tumors with c-Kit mutations (excluding GIST, renal cell carcinoma or pancreatic neuroendocrine tumor).

## Breast Surgery

**099** Mentor postapproval study of mentor MemoryGel® breast implants in women undergoing breast augmentation or reconstruction

**EH08-094** Prospective study of nipple-sparing mastectomy: Oncologic and reconstructive outcomes

**EH09-387** Retrospective analysis of breast MRI performed at NorthShore University HealthSystem for newly diagnosed breast cancer

**EH11-124** Development and maintenance of a comprehensive breast reconstruction registry at NorthShore University HealthSystem

**EH12-321** An Investigation of disparities in the delivery of breast reconstruction among older patients who undergo mastectomy

**EH13-168** Interactive 3D stereoscopic imaging during surgery

**EH14-020** Piloting and in-visit decision aid for contralateral prophylactic mastectomy decision making

**EH14-045** A retrospective review of pain control using Exparel versus bupivacaine pain pump in implant-based breast reconstruction

**EH14-218** Does contralateral prophylactic mastectomy improve satisfaction and psychosocial health?

**EH14-346** Effects of preoperative breast MRI on surgical outcomes, costs and quality of life of women with breast cancer—alliance A011104/ACRIN 669

**EH15-142** Regional variation of breast surgery in SEER-Medicare

**EH15-297** Randomized Phase III trial comparing axillary lymph node dissection to axillary radiation in breast cancer patients (CT1-3 N1) who have positive sentinel lymph node disease after neoadjuvant chemotherapy—alliance A011202

National Cancer Data Base—Breast

Surveillance, Epidemiology and End Results (SEER)—Breast

## Colorectal Surgery

**EH10-333** Phase III prospective randomized trial comparing laparoscopic-assisted resection versus open resection for rectal cancer; Z6051 version A3

**EH12-468 N1048** Phase II/III trial of neoadjuvant FOLFOX with selective use of combined modality chemoradiation versus preoperative combined modality chemoradiation for locally advanced rectal cancer patients undergoing low anterior resection with total mesorectal excision

**EH13-089** Investigating gene profiles of colorectal hepatic metastases

**EH14-272** Defining the role of microbes in the pathogenesis of intestinal anastomotic leak via serial endoscopic surveillance

## Genitourinary Cancer

**EH13-088** Mind-body health in uro-oncology

**EH14-031** Genomic markers in transitional cell cancer of the bladder, renal pelvis and ureter: Sample acquisition for methods development and discovery

**EH14-285** Fat and its relationship to prostate, bladder and kidney cancer

**EH15-240** Urologic oncology: Costs and complications

**EH09-043** Multi-phase study of active surveillance for men with clinical stage T1c or T2a localized prostate cancer

**EH10-089** Periprostatic fat as a promoter of prostate cancer progression

**EH10-379** 3-dimensional transrectal ultrasound for prostate cancer diagnosis and surveillance

**EH11-211** AQQESS-PCa (Advancing Quality Care, Education and Symptom Support—Prostate Cancer)

**EH12-433** Genetics of prostate cancer aggressiveness

**EH13-049** Compliance and outcomes with penile rehabilitation in men after prostate cancer treatment

**EH13-250** Cancer susceptibility: The ICPG Study (International Consortium for Prostate Cancer Genetics)

**EH13-434** Transforming diagnosis of aggressive prostate cancer via nanocytology of field carcinogenesis

**EH13-446** Retrospective review of patients who have been removed from Study EH09-043: A multiphase study of active surveillance for men with clinical stage T1c or T2a localized prostate cancer

**EH14-133** The lived experience of men with sexual dysfunction after prostate cancer treatment

**EH14-206** Nanocytology to mitigate overdiagnosis of prostate cancer

**EH15-241** Achieving comparable diagnostic accuracy of prostate cancer (PCa) using fine needle aspiration (FNA) nanocytologic diagnosis based on detection of field carcinogenesis by partial wave spectroscopy (PWS)

## Lung and Esophageal Cancer

**EH12-430 CALGB 140503** Phase III randomized trial of lobectomy versus sublobar resection for small (< 2 cm) peripheral non-small cell lung cancer

**EH13-155** Best practice in VATS lobectomy for lung cancer: Database management and analytics for a longitudinal study to optimize care for lung cancer patients

**EH13-303** Intercostal liposomal bupivacaine injection efficacy compared to continuous subpleural bupivacaine infusion

**EH13-387** Non-small cell tissue sample study

**EH14-324** Retrospective chart review study to look at post-operative complications in stage I and II lung cancer patients who had a video-assisted thoracoscopic procedure (lobectomy or segmentectomy)

**EH15-123** Randomized double-blind, placebo-controlled study of erlotinib or placebo in patients with completely resected epidermal growth factor receptor (EGFR) mutant non-small cell lung cancer (NSCLC) A081105

**EH15-122** Randomized double-blind, placebo-controlled study of erlotinib or placebo in patients with completely resected epidermal growth factor receptor (EGFR) mutant non-small cell lung cancer (NSCLC), A081105

**EH15-121** Phase III double-blind trial for surgically resected early stage non-small cell lung cancer: Icotinib versus placebo for patients with tumors harboring the Anaplastic Lymphoma Kinase (ALK) fusion protein E4512

**EH15-175** Multicenter, randomized trial of esophagectomy and cervical esophagogastromy with (two-stage) or without (one-stage) prior ischemic gastric preconditioning by laparoscopic ligation of left gastric and short gastric arteries

**EH98-136** Establishment and maintenance of a comprehensive thoracic tumor data registry and biorepository

## Pancreatic Cancer

**EH08-197T** Clinical pancreatic cancer database

**EH09-474** Analysis of predictors of postoperative morbidity and long-term survival following pancreatic surgery

**H11-302** Predictors of malignancy of neuroendocrine tumors of the pancreas

**EH12-060** Genomics of pancreatic cancer

**EH12-118** Retrospective analysis of clinical and pathological features in patients with ampullary carcinoma

**EH13-296** Retrospective analysis of association of sarcopenia with frailty and surgical outcomes in patients with pancreatic pathology

**EH13-362** Outcomes of pancreatic cancer

**EH14-399** Survival differentiators in pancreatic cancer  
National Cancer Data Base—Pancreas

## Thyroid Cancer

**EH11-069** Use of partial-wave spectroscopy to determine whether follicular thyroid lesions are benign or malignant

**EH12-310** Occurrence of BRAF mutation in thyroid cancer

**EH14-263** Epigenetic chromatin conformation changes in peripheral blood to differentiate benign versus malignant thyroid lesions

National Cancer Data Base—Thyroid and Adrenal

**EH14-058** The establishment of a multidisciplinary comprehensive database of patients for thyroid nodular disease

A broad array of **support services** designed to help cancer patients and their families through all phases of their care is an important element of Kellogg Cancer Center's comprehensive and patient-focused treatment.

**Nurse navigators and other members of the Kellogg Cancer Center team help patients access what they need most from nutrition and psychosocial support to ongoing patient education and financial counseling. Holistic support enables optimal emotional and physical health and cultivates healing throughout the entire cancer journey.**

### Nutrition and Dietary Guidance

Nutrition counseling is an important aspect of care for our patients. We know that proper nutrition is critical to good health, and we also understand that maintaining a healthy diet can be especially challenging for some patients undergoing cancer treatment.

Registered dietitians with special experience and certification in oncology are available for patient consultations and will work with individuals and families to develop nutrition goals and help devise meal plans throughout therapy. This support is offered at no cost to patients and can be vital in helping maintain nutritional reserves and combating appetite and weight-loss problems that frequently occur as an effect of the cancer or its treatment.

Kellogg Cancer Center's nutrition team participates in community outreach and education events as increasing evidence points to nutrition and healthy weight as important factors in prevention of



many cancers or improved outcomes after treatment. We maintain active partnerships with the Cancer Wellness Center and a variety of support groups and work to educate the public about the relationship between nutrition and cancer.

### Psychosocial Support

A cancer diagnosis can be a life-changing event for individual patients as well as for their families and friends. Kellogg Cancer Center's dedicated Psychosocial Oncology Program has experienced clinicians who can provide emotional support and help in accessing internal and external assistance programs addressing logistic and practical needs for those facing cancer. When needed, our team can refer expeditiously for psychological and psychiatric assistance.

The Psychosocial Oncology Program offers psychotherapy and assessment, crisis intervention and referrals for issues including transportation, home care, financial assistance and related issues all designed to help patients cope with their illness and maintain quality of life. The psychosocial team collaborates with Kellogg Cancer Center physicians and nurses ensuring seamless continuity of care.

We offer a variety of valuable support groups for patients and caregivers, and our partnership with the Cancer Wellness Center provides additional support and educational programming. Our alliance with Imerman Angels, a nonprofit organization that matches patients and caregivers with one-on-one mentors, allows our patients to serve as mentors and be matched with mentors with similar age and type of cancer. We also partner with the American Cancer Society, offering further support to our patients and their families with a broad array of services, including educational materials, transportation to and from treatment, and wigs and other hair-loss products. All NorthShore cancer patients are screened for distress. Any patient who self-identifies or scores at a level of significant distress will be seen for a follow-up with a member of the psychosocial team.

Like the rest of our oncology programs, the psychosocial team also aims to improve knowledge and outcomes through its involvement in clinical research.

### Financial Advocacy

The financial burdens associated with cancer care often add to the stress of a cancer diagnosis and its treatment. We recognize this, and in response have a well-established assistance program. Our Patient Financial Advocates meet with patients who need assistance with a variety of financial issues. Our specially trained advocates work with a team of precertification specialists who work to have

*(continued)*

*NorthShore's dedicated Psychosocial Oncology Program helps patients and families manage both emotional and practical issues to maintain and improve quality of life following a cancer diagnosis. Members of the collaborative team include (from left) Social Workers Meg Madvig, Amy Dillon, Scott Thompson, Edi Gruber and Mary McCormick. (Team member Becky Joslin is not pictured.)*

treatment plans preauthorized for payment and can answer questions about bills and charges. They also assist in the precertification of some diagnostic tests.

For patients who demonstrate significant financial need, our advocates coordinate reduced-cost care through state programs, the hospital's charity care program, or in some cases working directly with pharmaceutical companies or other private foundations. We have been able to assist patients with acquiring often extremely expensive oral cancer treatment medications, saving our patients millions of dollars of out-of-pocket costs over the past several years. Our Patient Financial Advocates work closely with social workers and the entire Kellogg Cancer Center team.

## Dedicated Oncology Pharmacy

Nationally certified and specially trained oncology pharmacists staff a dedicated oncology pharmacy in each Kellogg Cancer Center. The pharmacy team works closely with physicians and nurses and understands the specific needs of cancer patients, as well as potential side effects or interactions of medications, and is committed to providing excellent treatment. Our oral chemotherapy pharmacy is an important resource for patients. Our pharmacists help with education recommendations regarding changes in medications and monitoring managing side effects and other symptoms.

The oncology pharmacy plays a key role in many quality improvement projects and clinical trial management at NorthShore. It also has been a national leader in computerized physician chemotherapy ordering, and patient quality and safety especially as related to oral chemotherapy.

## Patient Education

Dedicated resource centers—including the Myra Rubenstein Weis (MRW) Health Resource Center at NorthShore Highland Park Hospital and the Kellogg Cancer Resource Center at NorthShore Evanston Hospital, established in memory of patient Ira Korman, offer great information vehicles and opportunities for patient education. Computer stations include carefully curated links to appropriate websites, and specially selected books, periodicals and DVDs are available for patients and families to check out.

New patients meet with a collaborative nurse to review their individual treatment plan and develop a relationship that encourages them to ask questions throughout their care. Comprehensive patient education materials are also important resources for Kellogg Cancer Center patients.

NorthShore's "Understanding Cancer" educational programs are one element of our community outreach and education efforts. Held several times throughout the year, these physician-led programs provide the community with cancer-related information from cutting-edge diagnostic options to minimally invasive surgical techniques, modern treatment options and genetic factors. Following the presentations, participants have the opportunity to ask questions and obtain answers from a panel of Kellogg Cancer Center physicians.

## LIFE Cancer Survivorship

NorthShore's Living in the Future (LIFE) Cancer Survivorship Program is entering its tenth year, celebrating the ninth anniversary of its founding and first **LIVESTRONG** Foundation grant award. The program is one of the first programs in our region to establish survivorship as a distinct phase of care in the cancer continuum. It offers free services to all Kellogg Cancer Center patients.

Under the direction of Carol Rosenberg, MD, the LIFE Program helps survivors plan for post-treatment life based on the unique risks,

exposures and needs of each individual. The NorthShore LIFE model of care provides one-on-one care in the creation of a survivorship care plan, MRW Survivorship 101 seminars and specialized group support. Dr. Rosenberg is the lead author of "Promotion of self-management for post treatment cancer survivors: Evaluation of a risk adapted visit" published in the *Journal of Cancer Survivorship* in July 2015. The article chronicles the short- and long-term benefits to survivors who participated in the LIFE Program and highlights the LIFE Program as an exemplary model for survivorship care. Data from this study of the LIFE program reveal that the LIFE program helps survivors construct a useful understanding of their cancer experience and promotes long-term self-management.

Dr. Rosenberg has also created the Living in the Future Cancer Survivorship course with the philanthropic support of the Coleman Foundation. The curriculum, now in its fourth year, provides emerging healthcare professionals, as well as those who are established in practice, with knowledge and skills related to survivorship care. This curriculum is one of the first of its kind in the nation to provide the formal integration of a cancer survivorship course into the core learning experiences for physicians in training and thus prepares the next generation of physicians for helping their cancer patients thrive and move forward, living in the future.

## Integrative Medicine

At NorthShore, Integrative Medicine combines conventional Western medicine with safe, evidence-based complementary medicine approaches—something that growing numbers of cancer patients are finding beneficial. Kellogg Cancer Center patients have access to experienced integrative medicine practitioners specializing in acupuncture, traditional Chinese medicine and therapeutic massage.

Our Integrative Medicine team has special training in oncology and works collaboratively with the Kellogg Cancer Center team, communicating regularly through the shared Electronic Medical Record (EMR) system.

Integrative therapies, including acupuncture and body work, have been linked with improving a range of factors affecting quality of life for cancer patients including increased energy, strength, appetite, restful sleep, digestive function, pain relief, and diminished nausea and dry mouth. Laser acupuncture is also available for cancer patients, which can be particularly beneficial for those dealing with lymphedema or other contraindications to needles. Low-level laser acupuncture offers a safe and effective, needle-less form of treatment with similar benefits to traditional acupuncture. Carefully chosen nutritional supplements, vitamins and herbs may also be added to support one's immune and digestive health, while also making up for lack of nutrients that may be identified during the patient visit.

Led by Medical Director Leslie Mendoza Temple, MD, NorthShore's Integrative Medicine Program is an active member of the international Academic Consortium for Integrative Medicine and Health and one of the largest and longest tenured programs in the country. Thanks to ongoing philanthropic support, NorthShore is able to offer some free and sliding-scale integrative services to patients who would not otherwise be able to afford these treatments, which are not always reimbursed by insurance.



# Academic Leadership Roles and Awards 2014–2015

Kellogg Cancer Center physicians are active in a broad range of regional and national organizations.

## Charles Brendler, MD

- Executive Research Director, Program for Personalized Cancer Care

## Bruce Brockstein, MD

- Member, Head and Neck Committee, Eastern Cooperative Oncology Group, 2000–present
- UpToDate (Online Textbook), Chapter Editor, Head and Neck Cancer, 2000–present
- Myra Rubenstein Weiss Awardee for Contributions to Oncology, 2014
- *Chicago Magazine* Top Doctors, 2006, 2008, 2010, 2012, 2014

## Elena Diaz, MD

- Journal Ad Hoc Peer Reviewer, *Gynecologic Oncology*, 2014–present

## David Grinblatt, MD

- Member, Alliance for Clinical Trials in Oncology, Community Oncology Committee
- Scientific Advisory Committee, Connect CLL Registry
- Scientific Advisory Committee, MDS/AML Patient Registry

## Thomas Hensing, MD

- Lung Cancer Initiative Advisory Council, Respiratory Health Association
- Member, Alliance Respiratory Committee
- Planning Committee Member, 2014 Chicago Multidisciplinary Symposium in Thoracic Oncology
- Planning Committee Member, Community Oncology Tract, 2015 IASLC Meeting
- Scientific Committee Member, ASCO Thoracic Oncology Track
- Co-Chair, Lung Oncology Group in Chicago (LOGIC)

### Invited Lectures:

- *Keynote Speaker*: “Lung Cancer Therapy Based on Genomics: Improving Survival.” American Lung Association 2015 LUNG FORCE Expo, Indianapolis, IN, Sept. 24, 2015
- *Faculty Speaker*: “Lung Cancer—Non-Small Cell Local-Regional/Small Cell/Other Thoracic Cancers” and “Faculty Case Question & Answer Panel.” 2015 Best of ASCO Chicago Meeting, Chicago, IL, Aug. 29, 2015
- *Keynote Speaker*: “Personalized Therapy of Lung Cancer: Update on the Role for Genomic Profiling.” American Lung Association 2015 LUNG FORCE Expo, Drury Lane Convention Center, Oakbrook Terrace, IL, April 30, 2015
- *Speaker*: General Session IV: Molecular Therapy for Advanced Disease: Challenging Case Discussion/Q&A—“Case-Based Discussion on Molecular Therapeutics.” Chicago Multidisciplinary Symposium in Thoracic Oncology, Chicago, IL, Oct. 21, 2014

## Michael Howard, MD

- *Journal of Surgical Oncology*, Manuscript Reviewer, 2013–present
- *Plastic and Reconstructive Surgery*, Breast Section, Manuscript Reviewer, 2007–present
- LEAP Foundation, Medical Mission Volunteer, Instructor, Surgical Disaster Response Team, 2009–present
- Bright Pink, Founding Member, Board of Directors, Expert Panel Member, 2007–present

## Michael Howard, MD (continued)

### National Presentations/Invited Lectures:

- “Pain Control Using Liposomal Bupivacaine versus Bupivacaine Pain Pump and a Control Group in Implant Based Breast Reconstruction Patients.” American Association of Plastic Surgeons, 94th Annual Meeting, Scottsdale, AZ, April 2015
- “Incorporating Nipple-Sparing Mastectomy (NSM) into Your Practice,” ASPS Instructional Course, Chicago, IL, October 2014

## Jean Hurteau, MD

- Member of the Development Therapeutics Committee of NRG/Gynecologic Oncology Group, 2012–present
- Member of the Rare Tumor Committee of NRG/Gynecologic Oncology Group, 2012–present
- Member of the International Committee of the Society of Gynecologic Oncology, 2013–present

### National Presentations:

- Ovarian Germ Cell Tumors: Surveillance versus Treatment. Presented at the NRG/GOG National Cooperative Group CME Symposium, San Diego, CA, Feb. 6–9, 2014
- Surveillance for Germ Cell Tumors in the Adult. Presented at the annual SGO winter meeting in Breckenridge, CO, Feb. 20–22, 2014
- Society of Gynecologic Oncology Early Career Educational Summit; Clinical Trial Update in Cervical, Vulvar and Gestational Trophoblastic Disease. Chicago, IL Dec. 12–13, 2014
- Rare ovarian tumors. Presented at the annual Society of Gynecologic Oncology (SGO) meeting in Salt Lake City, UT, Feb. 19–21, 2015

## Karen Kaul, MD

- Annual Reviews in Pathology, Editorial Board, 2011–present
- American Board of Pathology, Appointed Trustee, 2011–present
- American Board of Pathology, ACGME Residency Program Review Committee, 2012–present; ACGME Molecular Genetics Pathology Fellowship Milestones Committee, 2013–2014; Secretary, Executive Committee, 2015–present
- American Board of Medical Specialties, Member, Physician Scientists & Continuing Certification Committee, 2014–present
- American Society of Clinical Pathology, Member, Ad Hoc Working Group on GME, 2012–present
- Association for Molecular Pathology, 2010–present, Member, Joint Journal Oversight Committee; 2014–2015, Awards Committee, 2014–2015
- College of American Pathologists, Laboratory Test Utilization Group, 2013–present
- PRODS (Pathology Residency Program Directors), Member PRODS Council, 2009–present; Council of Medical Specialty Societies/OPDA representative, 2009–present; Training Residents in Genomics (TRIG) Joint Committee, 2010–present

### Scientific Review Activities:

- Ad Hoc Member, NIH/NCI PO1 reviewer, 2001–present
- SBIR Review Panels, various (Panel Chairperson 2010–present), 2008–present
- Peer Reviewer, Prostate Cancer Foundation, 2010–present
- Peer Reviewer, University of Chicago CTSA Pilot Program, 2011–present

## Karen Kaul, MD (continued)

### Editorial activities:

- Ad Hoc Reviewer: *Cell Growth and Differentiation*, *Pediatric Pathology*, *Cancer*, *Clinical Microbiology Reviews*, *Tubercle*, *Chest*, *Archives of Pathology and Laboratory Medicine*, *Clinical Chemistry*, *American Journal of Clinical Pathology*, 1990–present

### Lectures:

- The Lab’s Role in Cost and Care Transformation. Mayo Annual Outreach Symposium, Rochester, MN, September 2014
- Pathology Maintenance of Certification. The Chicago Pathology Society, Chicago IL, October 2014
- Next Gen Pathology; Our role in the cost and care transformation. Association of Pathology Chairs, Regional Meeting, Kauai, Oct. 23, 2014
- Molecular and Genomic Pathology: Perspective of the American Board of Pathology and the ACGME. CAP Personalized Healthcare Committee, Oct. 27, 2014

## Janardan Khandekar, MD

- Associate Editor for the *Journal of Surgical Oncology*
- Internal Advisory Committee—SPOR for prostate

### Invited Lecture:

- Association of Physician Assistants in Oncology (APAO)—17th Annual Conference, Sept. 11, 2014

## Carolyn Kirschner, MD

- Membership Committee, Society of Gynecologic Oncologists, 2011–present
- Patient Advocacy Reporting System, 2011–present

## Teresa Murray Law, MD

### Invited Lecture:

- Joint University of Chicago/NorthShore San Antonio Breast Cancer Symposium Presentation: “Breast Cancer Risk Reduction, International Breast Cancer Intervention Study (IBIS)—II Study Overview.” Jan. 18, 2014

## Erik Liederbach, Breast Cancer Research Fellow

- Scientific Impact Award for paper titled “Survival Outcomes and Pathologic Features Amongst Breast Cancer Patients Who Have Developed a Contralateral Breast Cancer.” American Society of Breast Surgeons Meeting, 2015

## Robert Marsh, MD

- Member, GI Committee, Eastern Cooperative Oncology Group
- Editorial work: *Southern Medical Journal*, *Cancer*, *Rogers Medical Intelligence Solutions CME Programs*, *American Journal of Clinical Oncology*, *Journal of the Pancreas*, *Lancet Oncology*, *European Journal of Surgical Oncology*, *Public Library of Science*

## Leslie Mendoza, MD

- Chair, Medical Cannabis Advisory Board, Illinois Department of Public Health (mcpp.illinois.gov)
- Co-Chair, Policy Working Group for the Academic Consortium for Integrative Medicine & Health (www.imconsortium.org)

(continued)

### Jan Nowak, MD

- Association for Molecular Pathology Economic Affairs Committee 2009–present; Co-Chair 2013–2014; advisor 2015–current
- Archives of Pathology and Laboratory Medicine, Associate Editor for Clinical Pathology, 2012–present
- College of American Pathologists (CAP) Center Committee, Pathology and Laboratory Quality Center, 2009–2015
  - Committee Liaison and Expert Committee Member, ASCP/CAP/AMP/ASCO Molecular Markers for the Evaluation of Colorectal Cancer project
  - Committee Liaison and Expert Committee Member, IASLC/CAP/AMP Molecular Markers for the Evaluation of NSCLC project
- CAP Guideline Metrics Expert Panel, member, 2014–present
- CAP/ASCO Member Advisory Group, 2014–current
- CAP Economic Affairs Committee, advisor, 2015–present
- CAP Personalized Healthcare Committee (PHC)
  - Council on Governmental and Professional Affairs, PHC Working Group, 2012–present
  - PHC Rapid Response Team Working Group
  - PHC Specimen Handling Standards Working Group
- Pathology Coding Caucus—AMP Representative 2005–2008; 2013–2015; *ex officio* (MPAG) member 2015–present
- AMA CPT Editorial Panel Member 2015–present
- AMA CPT Molecular Pathology Advisory Group (MPAG), Co-Chair, 2015–present

### Richard Prinz, MD, FACS

- Vice Chairman of Surgery, NorthShore University HealthSystem, Evanston, IL, October 2009–present

#### Invited Lecture:

- “Thyroid Cancer: More or Less.” Norman C. Estes Surgery Symposium Keynote Speaker, Central Illinois Surgical Week 2015, 65th Annual Scientific Meeting Illinois Chapter of the American College of Surgeons, 2nd Annual Norman C. Estes MD Surgery Symposium, Peoria, IL, June 18–20, 2015

### Gustavo Rodriguez, MD

- Medical Advisory Board, Chicago Ovarian Cancer Alliance, 2003–present
- Advisory Board, Gilda’s Club, Chicago, IL, 2004–present
- Member, Cancer Prevention and Control Committee, Gynecologic Oncology Group, 1997–present
- Recipient, Myra Rubinstein Weis Award for Clinical Excellence and Humanitarianism, 2015

### Carol Rosenberg, MD

- Research Investigator—Writing Group Chair, Women’s Health Initiative Study, National Institutes of Health (NIH), 1999–present
- Recipient, Coleman Foundation Educational Grant, Cancer Survivorship Curriculum for Emerging Health Professionals, January 2014
- Coleman Foundation: Citywide Supportive Oncology Initiative, Coleman Foundation Design Member/Consultant, Cancer Survivorship, 2015
- Patient-Centered Outcomes Research Initiative (PCORI) National Comparative Effectiveness Evaluation of Survivorship Programs. LIFE site Project Supervisor, LIFE Program Participant Program, 2015
- ACP Survivorship Steering Committee representative: 2016 Cancer Survivorship Symposium, ASCO-ACP Advancing Care and Research, appointed 2015

### Carol Rosenberg, MD (continued)

#### Invited Speaker:

- Association of Physician Assistants in Oncology National Meeting, Presenter: “Developing a Survivorship Program, Cancer Survivorship Programming for Living in the Future,” Austin, TX, Sept. 12, 2014
- National Conference of the Oncology Nursing Society, Pre-Conference Survivorship Workshop Educational Symposium, Presenter: “Cancer Survivorship for Health Professionals: A Course for Oncology Nurses,” Orlando, FL, April 22–25, 2015

### Prem Seth, PhD

- Member, *Cancer Gene Therapy* Editorial Board
- Member, *Cancer Biology & Therapy* Editorial Board
- Member, *Molecular Therapy—Oncolytics* Editorial Board

### Daniel Shevrin, MD

- Member, ECOG GU Committee
- Community Co-Chair, ECOG GU Committee
- Member, Executive Committee, Prostate SPORE, Northwestern University
- Member, NCI GU Steering Committee

### Mark Sisco, MD, FACS

- Division Head of Plastic Surgery (as of September 1, 2015)
- Appointed to the Editorial board of the *Journal of Surgical Oncology*, 2015

### Mark Talamonti, MD

- Ex Officio Member, Medical Advisory Committee, PanCAN, Pancreatic Cancer Action Network, 2010–present
- Member, Committee on Corporate Relations, Society of Surgical Oncology, 2010–present
- Member, Gastrointestinal Disease Site Workforce, Society of Surgical Oncology, 2010–present
- Executive Council, Pancreas Club, 2007–present
- Member, Membership Committee, Western Surgical Association, 2012–present
- Treasurer, Western Surgical Association, 2012–present
- Chairman, Department of Surgery, NorthShore University HealthSystem, 2007–present

#### Editorial:

- Editorial Board: *Annals of Surgical Oncology*, *Journal of Surgical Oncology*, Section Editor, Hepatobiliary and Pancreas
- Invited Reviewer: *American Journal of Surgery*, *Annals of Surgery*, *Archives of Surgery*, *Cancer*, *Journal of the American College of Surgeons*, *Journal of Clinical Oncology*, *Oncology*, *Surgery*, *World Journal of Surgery*

#### Presentations:

- Pearls for Avoiding Complications During Pancreaticoduodenectomy for Pancreatic Cancer. Americas Hepato-Pancreato-Biliary Association (AHPBA) Annual Meeting. Miami, Florida. Feb. 20, 2014. Presenter and Panel Discussant
- Optimizing Outcomes for Whipple Procedures: Surgeon or System? Invited Debate. Americas Hepato-Pancreato-Biliary Association (AHPBA) Annual Meeting. Miami, Florida. Feb. 20, 2014. Invited Debate Participant
- What to Look for When Seeking Your First Job as an HPB Surgeon. Americas Hepato-Pancreato-Biliary Association (AHPBA) Annual Meeting. Miami, Florida. Feb. 21, 2014. Presenter and Panel Discussant
- Octreotide for Pancreas Resections: More Harm Than Good? Americas Hepato-Pancreato-Biliary Association (AHPBA) Annual Meeting. Miami, Florida. Feb. 21, 2014. Invited Discussant

### Mark Talamonti, MD (continued)

- Update on Neoadjuvant Therapy for Pancreatic Cancer. Society of Surgical Oncology Annual Meeting. Phoenix, AZ. March 14, 2014. Presenter
- The Role of Frozen Section Margin Analysis During Pancreaticoduodenectomy for Pancreatic Cancer. American Surgical Association annual meeting. Boston, MA. April 10, 2014. Invited Discussant.
- Borderline Resectable Adenocarcinoma of the Pancreas: Definitions and Management. Pancreas Club Annual Meeting. Chicago, IL, May 2, 2014. Presenter and Panel Discussant.
- Predictors of Survival in Patients with Resectable Gastric Cancer Treated with Neoadjuvant Chemoradiation Therapy and Gastrectomy. Western Surgical Annual Meeting. Indian Wells, CA. Nov. 10, 2014. Invited Discussant.
- Invasive Mixed-Type Intraductal Papillary Mucinous Neoplasm: Superior Prognosis Compared to Invasive Main-Duct Intraductal Papillary Mucinous Neoplasm. Central Surgical Annual Meeting. Chicago, IL. March 5, 2015. Invited Discussant.
- Health System Mergers and Their Effect on Academic Surgery. Society for Surgery of the Alimentary Tract. Washington, D.C. May 19, 2015. Presenter and Panel Discussant.

### Elaine Wade, MD

- President, NorthShore Regional Division, American Cancer Society, 2007–present

### David J Winchester, MD

- Director, Rice Foundation, 1998–present
- American Joint Committee on Cancer (AJCC), Vice-Chairman (2011–present), Finance Committee (2008–present)
- Member of Editorial Board, *Breast Diseases: A Year Book Quarterly*, 1998–present
- Member of Editorial Board, *American Journal of Clinical Oncology*, 2006–present; Associate Editor, 2009–present
- Member of Editorial Advisory Board, *American Family Physician*, 2012–present
- Metropolitan Chicago District #2 Committee on Applicants, American College of Surgeons, 1999–present
- Program Committee, Society of Surgical Oncology, 2009–present
- Education and Promotions Task Force, American Joint Committee on Cancer, 2007–present
- American College of Surgeons, Commission on Cancer, 2007–present
- Section Editor, *Journal of Surgical Oncology*, 2014–present
- Ad Hoc Reviewer: *Annals of Surgical Oncology*, *British Journal of Cancer*, *Cancer*, *Canadian Medical Association Journal*, *Clinical Breast Cancer*, *Cancer Control: Journal of the Moffitt Cancer Center*, *Journal of Clinical Oncology*, *The Lancet Oncology*, *World Journal of Surgical Oncology*

### Katharine Yao, MD

- Chair, NAPBC quality and information technology committee
- Member, Cancer Care Research Delivery Committee
- Secretary, Chicago Surgical Society
- American Board of Surgery, Certifying Exam Committee, Disease site: Breast
- American Society of Breast Surgeons Publications Committee
- Director, Comparative Effectiveness Research Group, NorthShore University HealthSystem

# Research Publications 2015

**Albaugh JA**, Marchese KE, Lewis JH. *Understanding erectile dysfunction: Patient evaluation and treatment options* (2nd Edition) April 2015. Society of Urologic Nurses & Associates, Inc. ISBN-10:1940325058, ISBN-13:978-1940325057

Anderson BB, Pariser JJ, **Helfand BT**. Comparison of patients undergoing PVP versus TURP for LUTS/BPH. *Curr Urol Rep* 2015 Aug; 16(8):525. PMID: 26077354

Andersson U, Wibom C, Cederquist K, Aradottir S, Borg A, Armstrong GN, Shete S, Lau CC, Bainbridge MN, Claus EB, Barnholtz-Sloan J, Lai R, Il'yasova D, Houlston RS, Schildkraut J, Bernstein JL, Olson SH, Jenkins RB, Lachance DH, Wrensch M, Davis FG, **Merrell R**, Johansen C, Sadetzki S; Gliogene Consortium, Bondy ML, Melin BS. Germline rearrangements in families with strong family history of glioma and malignant melanoma, colon, and breast cancer. *Neuro Oncol*. 2014 Oct;16(10):1333-40. PubMed PMID: 24723567

Ao M, Brewer B, Yang L, **Franco OE**, **Hayward SW**, Webb D and Li D. Stretching fibroblasts remodels fibronectin and alters cancer cell migration. *Scientific Reports* 2015 Feb; 5:8334. PMID: 25660754

Bainbridge MN, Armstrong GN, Gramatges MM, Bertuch AA, Jhangiani SN, Doddapaneni H, Lewis L, Tombrello J, Tsavachidis S, Liu Y, Jalali A, Plon SE, Lau CC, Parsons DW, Claus EB, Barnholtz-Sloan J, Il'yasova D, Schildkraut J, Ali-Osman F, Sadetzki S, Johansen C, Houlston RS, Jenkins RB, Lachance D, Olson SH, Bernstein JL, **Merrell RT**, Wrensch MR, Walsh KM, Davis FG, Lai R, Shete S, Aldape K, Amos CI, Thompson PA, Muzny DM, Gibbs RA, Melin BS, Bondy ML. Gliogene Consortium. Germline mutations in shelterin complex genes are associated with familial glioma. *J Natl Cancer Inst*. 2014 Dec 7;107(11):384. PubMed PMID: 25482530.

**Baker MS**, Sherman KL, **Stocker SJ**, Hayman AV, Bentrem DJ, **Prinz RA**, **Talamonti MS**. Using a modification of the Clavien-Dindo system accounting for readmissions and multiple interventions: Defining quality for pancreaticoduodenectomy. *J Surg Oncol*. 2014 Sep;110(4):400-6. PMID: 24861871

Bartley AN, Hamilton SR, Alsabeh R, Ambinder EP, Berman M, Collins E, Fitzgibbons PL, Gress DM, **Nowak JA**, Samowitz WS, Zafar SY; Members of the Cancer Biomarker Reporting Workgroup, College of American Pathologists. Template for reporting results of biomarker testing of specimens from patients with carcinoma of the colon and rectum. *Arch Pathol Lab Med*. 2014 Feb;138(2):166-70. doi: 10.5858/arpa.2013-0231-CP. Epub 2013 Jun 28. PMID: 23808403

Berndt SI, Wang Z, Yeager M, Alavanja MC, Albanes D, Amundadottir L, Andriole G, Beane Freeman L, Campa D, ...**Xu J**, Lilly Zheng S, Yu K, Wheeler W, Zhang H; African Ancestry Prostate Cancer GWAS Consortium, et al. Two susceptibility loci identified for prostate cancer aggressiveness. *Nat Commun* 2015 May; 6:6889. PMID: 25939597

Blanco I, Kuchenbaecker K, Cuadras D, Wang X, Barrowdale D, de Garibay GR, Librado P, Sánchez-Gracia A, Rozas J, Bonifaci N, McGuffog L, Pankratz VS, Islam A, ...**Rodriguez GC**, et al. Assessing associations between the AURKA-HMMR-TPX2-TUBG1 functional module and breast cancer risk in BRCA1/2 mutation carriers. *PLoS One* 2015 Apr 1; 10(4).

Bokhari AA, Lee LR, Raboteau D, Hamilton CA, Maxwell GL, **Rodriguez GC**, Syed V. Progesterone Inhibits Endometrial Cancer Invasiveness by Inhibiting the TGF- $\beta$  Pathway and Upregulating E-Cadherin. *Cancer Prev Res* 2014 Oct; 7(10):1045-55.

Boyle TA, Bridge JA, **Sabatini LM**, **Nowak JA**, Vasalos P, Jennings LJ, Halling KC; College of American Pathologists Molecular Oncology Committee. Summary of microsatellite instability test results from laboratories participating in proficiency surveys: Proficiency survey results from 2005 to 2012. *Arch Pathol Lab Med*. 2014 Mar;138(3):363-70. doi: 10.5858/arpa.2013-0159-CP. PMID: 24576032

Brown CS, Lapin B, Wang C, Goldstein JL, Linn JG, **Denham W**, Haggerty SP, **Talamonti MS**, **Howington JA**, Cabray J, **Ujiki MB**. Predicting regression of Barrett's esophagus: Results from a retrospective cohort of 1342 patients. *Surg Endosc*. 2014 Oct;28(10):2803-7. Doi: 10.1007/s00641-014-3548-0 PMID: 24789137

Brown CS, Lapin B, Wang C, Goldstein JL, Linn JG, **Denham W**, Haggerty SP, **Talamonti MS**, **Howington JA**, Cabray J, **Ujiki MB**. Reflux control is important in management of Barrett's Esophagus: Results from a retrospective 1,830 patient cohort. *Surg Endosc*. 2015 Feb. 13. PMID: 25676204.

Butz D, Shenaq DS, Rundel VL, Kepler B, **Liederbach E**, Thiel J, **Pesce C**, Murphy GS, **Sisco M**, **Howard MA**. Postoperative Pain and Length of Stay Lowered by Use of Exparel® in Immediate, Implant-Based Breast Reconstruction. *Plas Recon Surg Glob Open* 2015;3:e391; doi:10.1097/GOX.355; Published online 7 May 2015.

Butz D, Shenaq DS, Rundel VL, Kepler B, **Liederbach E**, Thiel J, **Pesce C**, Murphy GS, **Sisco M**, **Howard MA**. Abstract 37: Pain Control Using Liposomal Bupivacaine versus Bupivacaine Pain Pump and a Control Group in Implant-Based Breast Reconstruction Patients. *Plas Recon Surg*. 2015 April; 135(4S):1196.

Butz D, Lapin B, Wang C, **Yao K**, Song D, Johnson D, **Sisco M**. Advancing Age is a Predictor of 30-day Complications After Autologous but Not Implant-Based Post-Mastectomy Breast Reconstruction. *Plast Reconstr Surg* 2015;135:253e-61e.

Cagle PT, Sholl LM, Lindeman NI, Alsabeh R, Divaris DX, Foulis P, Lee G, Neal JW, **Nowak JA**, Yu PP. Members of the Cancer Biomarker Reporting Workgroup, College of American Pathologists. Template for reporting results of biomarker testing of specimens from patients with non-small cell carcinoma of the lung. *Arch Pathol Lab Med*. 2014 Feb;138(2):171-4. doi: 10.5858/arpa.2013-0232-CP. Epub 2013 Jun 28. PMID: 23808401

**Carro GW**, **Hensing TA**, **Brockstein B**, **Gavin SM**, **Harper A**, **Jee C**, **Palafox A**, **Schiavo K**, **Hui W**, **Blankenship A**, **Hughes B**, **Uhlig W**, **Spath W**, **Hulett AM**, **Madelyn M**, **Filippine J**, **Azhar Y**. EMR Optimized Oral Chemotherapy Monitoring Program: Adherence and ADR Outcomes. *J Clin Oncol* 32, 2014 (suppl 30; abstr 77). Poster presentation.

Chen H, Yu H, Wang J, Zhang Z, Gao Z, Chen Z, Lu Y, Liu W, Jiang D, Zheng SL, Wei GH, Issacs WB, Feng J, **Xu J**. Systematic enrichment analysis of potentially functional regions for 103 prostate cancer risk-associated loci. *Prostate* 2015 May. PMID: 26015065

Cherentant J, **Talamonti MS**, Hall CR, Thurow TA, Gage MK, **Stocker SJ**, Lapin B, Wang E, **Silverstein JC**, Mangold K, Odeleye M, **Kaul KL**, Lamzabi I, Gattuso P, **Winchester DJ**, **Marsh RW**, Roggin KK, Bentrem DJ, **Baker MS**, **Prinz RA**. Comparison of tumor markers for predicting outcomes after resection of nonfunctioning pancreatic neuroendocrine tumors. *Surgery* 2014 Dec;156(6):1504-11.

Chugh R, Griffith KA, Davis E, Thomas DG, Zavala J, Metko C, **Brockstein B**, Undevia S, Schuetze, SM. Doxorubicin plus the IGF1R-1 Antibody Cixutumumab in Soft Tissue Sarcoma; A Phase 1/2 Study Using the TITE/CRM Model. *Ann Oncol*. 2015 Jul;26(7):1459-64 Epub ahead of print. PMID: 25858498

Ciric I, **Bailes J**. The quiddity of frontobasal meningiomas. *World Neurosurg*. 2015 Apr;83(4):477-8. PubMed PMID: 25195108

Cohen EE, Karrison T, Kocherginsky M, Mueller J, Egan R, Huang CH, **Brockstein B**, Agulnik M, Mitta, B, Yunus F, Samant S, Raez LE, Mehra R, Kumar P, Ondrey F, Marchand P, Braegas B, Seiwert T, Villaflor VM, Haraf DJ, Vokes EE. Phase III Randomized Trial of Induction Chemotherapy in Patients with N2/N3 Locally Advanced Head and Neck Cancer. *J Clin Oncol*. 2014 Sep 1;32(25):2735-43.

Cohn JA, Dangle PP, Wang CE, **Brendler CB**, **Novakovic KR**, **McGuire MS**, **Helfand BT**. The prognostic significance of perineural invasion and race in men considering active surveillance. *BJU Int*. 2014 Jul;114(1):75-80. doi: 10.1111/bju.12463. Epub 2014 Jan 22. PMID: 24106869

Cohn JA, Wang CE, Lakeman JC, **Silverstein JC**, **Brendler CB**, **Novakovic KR**, **McGuire MS**, **Helfand BT**. Primary care physician PSA screening practices before and after the final U.S. Preventive Services Task Force recommendation. *Urol Oncol*. 2014 Jan;32(1):41.e23-30. doi: 10.1016/j.urolonc.2013.04.013. Epub 2013 Aug 2. PMID: 23911680

Daly SC, Klairmont M, Arslan B, Vigneswaran Y, Roggin KF, **Ujiki MB**, **Denham W**, Millikan KW, Luu MB, Deziel DJ, Myers JA. Laparoscopy has a superior diagnostic yield than percutaneous image-guided biopsy for suspected intra-abdominal lymphoma. *Surg Endosc*. 2014 Dec 10. [Epub ahead of print]

**Diaz ES**, Aoyama C, Baquing M, Beavis A, Silva E, Holschneider C, Cass I. Predictors of residual disease at hysterectomy following cervical conizations with positive margins or microinvasive disease. *Gynecologic Oncology*. 2014 Jan;132(1):76-80.

Donin NM, Loeb S, Cooper PR, Roehl KA, Baumann NA, Catalona WJ, **Helfand BT**. Genetically adjusted prostate-specific antigen values may prevent delayed biopsies in African-American men. *BJU Int* 2014 Dec; 114(6b):E50-5. PMID: 24712975

Dytfeld D, **Jasielec J**, Griffith KA et al. Carfilzomib, lenalidomide, and low-dose dexamethasone in elderly patients with newly diagnosed multiple myeloma. *Haematologica* (2014 Jun 27). [Epub ahead of print]

Ferreira-Gonzalez A, Emmadi R, Day SP, Klees RF, Leib JR, Lyon E, **Nowak JA**, Pratt VM, Williams MS, Klein RD. Revisiting oversight and regulation of molecular-based laboratory-developed tests: A position statement of the Association for Molecular Pathology. *J Mol Diagn*. 2014 Jan;16(1):3-6. doi: 10.1016/j.jmoldx.2013.10.003. PMID: 24331365

Fidler MJ, Pestova E, Zhang Y, Du J, Bonomi PD, **Hensing TA**, Walters KW, Barbanera W, Buckingham L. Genetic Alterations in PTEN and PIK3CA and Prognosis in Wild-type EGFR gene mutation patients that received erlotinib. *J Clin Oncol* 32, 2014 (suppl; abstr e22043).

Fitchev P, Chung C, Plunkett BA, **Brendler CB**, Crawford SE. PEDF & stem cells: niche versus nurture. *Curr Drug Deliv*. 2014; 11(5):552-60. Review. PMID: 23517628

**Freedom T**. Headaches and sleep disorders. *Dis Mon*

Gangadhariah MH, Luther JM, Garcia V, Paeuksakon P, Zhang MZ, **Hayward SW**, Love HD, Falck JR, Manthathi VL, Imig JD, Schwartzman ML, Zent R, Capdevila JH, Pozzi A. Hypertension is a major contributor of 20-hydroxyecosatetraenoic acid-mediated kidney injury in diabetic Cyp4a14-null male mice. *J Am Soc Nephrol* 2015 Mar; 26(3):597-610. PMID: 25071086

Ginn AN, Wiklendt AM, Zong Z, Lin RTP, Teo JWP, Tambyah PA, Peterson LR, **Kaul K**, Partridge SR, Iredell JR. Prediction of major antibiotic resistance in Escherichia coli and Klebsiella pneumoniae in Singapore, USA and China using a limited set of gene targets. *Int J of Antimicrobial Agents*. 2014 Jun 27;43(6):563-5.

Ginsburg M, Ferral H, Alonzo MJ, **Talamonti MS**. Percutaneous transhepatic placement of a stent-graft to treat delayed mesoportal hemorrhage after pancreaticoduodenectomy. *World J Surg Oncol* 2014 Oct 15;12:315. Doi 10.1186/1477-7819-12-315. PMID: 25315011

Gitelis M, Vigneswaran Y, **Ujiki MB**, **Denham W**, **Talamonti MS**, **Muldoon JP**, Linn JG. Educating surgeons on intraoperative disposable supply costs during laparoscopic cholecystectomy: A regional health system's experience. *Am J Surg*. 2015 Mar;209(3):488-92. doi: 10.106/j.amsurg.2014.09.023. PMID: 25586597

Glasspool RM, Martin AG, Millan D, Lorusso D, Avall-Lundqvist E, **Hurteau JA**, Davis A, Hilpert F, Kim JW, Alexandre J, Ledermann JA. Gynecologic Cancer Intergroup Consensus Review for Squamous Cell Carcinoma of the Ovary. *Int J Gynecol Cancer*. 2014 Aug 14.

Gnerlich JL, Barreto-Andrade JC, Czechura T, John JR, **Turk MA**, Kennedy TJ, **Winchester DJ**. Accurate staging with internal mammary chain sentinel node biopsy for breast cancer. *Ann Surg Oncol* 2014;21(2):368-74.

(continued)



- Grin B, Loeb S, Roehl K, Cooper PR, Catalona WJ, **Helfand BT**. A rare 8q24 single nucleotide polymorphism (SNP) predisposes North American men to prostate cancer and possibly more aggressive disease. *BJU Int* 2015 Jan; 115(1):101-105. PMID: 24952954
- Grinblatt DL**, Sekeres MA, Komrokji RS, Swern AS, Sullivan KA, Narang M. Patients with myelodysplastic syndromes treated with azacitidine in clinical practice: the AVIDA® registry. April 2015, Vol. 56, No. 4, Pages 887-895 (doi: 10.3109/10428194.2014.935366).
- Grimmer L, **Liederbach E**, **Velasco J**, **Pesce C**, **Wang C**, **Yao K**. Variation in Contralateral Prophylactic Mastectomy Rates According to Racial Groups in Young Women with Breast Cancer, 1998 to 2011: A Report from the National Cancer Data Base. *J Am Coll Surg*. 2015 Jul;221(1):187-96. doi: 10.1016/j.jamcollsurg.2015.03.033. Epub 2015 Apr 23. PMID: 26047763
- Haab BB, Huang Y, Balasenthil S, Partyka K, Tang H, Anderson M, Allen P, Sasson A, Zeh H, **Kaul K**, Kletter D, Ge S, Bern M, Kwon R, Blasutig I, Srivastava S, Frazier ML, Sen S, Hollingsworth MA, Rinaudo JA, Killary AM, Brand RE. Definitive Characterization of CA 19-9 in Resectable Pancreatic Cancer Using a Reference Set of Serum and Plasma Specimens. *PLoS One*. 2015 Oct 2;10(10):e0139049. doi: 10.1371/journal.pone.0139049. eCollection 2015. PMID: 26431551
- Haspel R, Olsen RJ, Berry A, Hill CE, Pfeifer JD, Schrijver I, **Kaul K**. Progress and potential: Training in genomic pathology. *Arch of Path & Lab Med*. 2014 Apr; 138(4):498-504.
- Haspel RL, Olsen RJ, Berry A, Hill CE, Pfeifer JD, Schrijver I, **Kaul KL**. Progress and potential: Training in genomic pathology. *Arch Pathol Lab Med*. 2014 Apr;138(4):498-504. doi: 10.5858/arpa.2013-0359-SA. Review. PMID: 24678680
- Helfand B**, Catalona WJ, **Xu J**. A genetic-based approach to personalized prostate cancer screening and treatment. *Curr Opin Urol*. 2015 Jan;25(1):53-58. PMID: 25405931
- Helfand B**, **Cohn J**, **Wang E**, **Lakeman J**, **Silverstein J**, **Brendler CB**, **Novakovic K**, **McGuire M**. The Immediate impact of U.S. preventive Services Task Force. *Urologic Oncology: Seminars and Original Investigations*, in press.
- Helfand BT**, **Kearns JT**, **McGuire M**, **Wang C**, **Lapin B**. Findings of atypical small acinar proliferation and high grade prostatic intraepithelial neoplasia are associated with disease progression in active surveillance. *Urol*. in press.
- Helfand BT**, Roehl KA, Cooper PR, McGuire BB, Fitzgerald LM, Cancel-Tassin G, et al. Associations of prostate cancer risk variants with disease aggressiveness: Results of the NCI-SPORE Genetics Working Group analysis of 18,343 cases. *Hum Genet* 2015 Apr; 134(4):439-50. PMID: 25715684
- Holzapfel M, Mueller JJ, Leitao MM, Gunderson CC, Moore KN, Erickson BK, Leath III CA, **Diaz ES**, Walsh CS. Multi-institutional validation of decreased survival with venous thromboembolism in clear cell ovarian carcinoma. Poster presentation at the Society of Gynecologic Oncology annual meeting, Chicago, IL March 2015.
- Howard MA**, Dickie SR. "Comprehensive Trunk Anatomy" in David H. Song and Peter C. Neligan, Eds., *Plastic Surgery 2nd Edition: Volume 4: Trunk and Lower Extremity*, Elsevier Health Sciences, in press.
- Huang Q, Whittington T, Gao P, Lindberg JF, Yang Y, Sun J, Väisänen MR, Szulkin R, Annala M, Yan J, Egevad LA, Zhang K, Lin R, Jolma A, Nykter M, Manninen A, Wiklund F, Vaarala MH, Visakorpi T, **Xu J**, Taipale J, Wei GH. A prostate cancer susceptibility allele at 6q22 increases RFX6 expression by modulating HOXB13 chromatin binding. *Nat Genet*. 2014 Feb;46(2):126-35. doi: 10.1038/ng.2862. [Epub 2014 Jan 5]
- Hunn J**, Tenney ME, Tergas AI, Bishop EA, Moore K, **Watkin W**, **Kirschner C**, **Hurteau J**, **Rodriguez GC**, Lengyel E, Lee NK, Yamada SD. Patterns and utility of routine surveillance in high-grade endometrial cancer. *Gynecol Oncol*. 2015 Jun;137(3):485-9. doi: 10.1016/j.ygyno.2015.03.047. Epub 2015 Mar 30. PMID: 25838164
- Hunn J**, Tenney ME, Puglisi A, **Diaz ES**, Maxwell GL, **Kirschner CV**, **Hurteau JA**, **Rodriguez CG**. A dose-dense paclitaxel and carboplatin regimen is highly active in the treatment of recurrent and advanced endometrial cancer. Poster presentation at the Society of Gynecologic Oncology annual meeting, Tampa, FL March 2014.
- Huo D, Hou N, **Winchester DJ**, Jaskowiak N, **Gorchow A**, **Winchester DP**, **Yao K**. Overall Survival for Postmastectomy Radiation Therapy for Patients with 1 to 3 Positive Nodes, 1998-2007 *Annals of Surgical Oncology* 2015, in press.
- Huynh TP, Barwe SP, Lee, SJ, McSpadden R, **Franco OE**, **Hayward SW**, Damoiseaux R, Grubbs SS, Rajasekaran AK. Glucocorticoids suppress renal cell carcinoma progression by enhancing Na,K-ATPase b1-subunit expression. *PLoS ONE* 2015 Apr;10(4):e0122442. PMID: 25836370
- In H, Bilimoria KY, Stewart AK, Wroblewski KE, Posner MC, **Talamonti MS**, **Winchester DP**. Cancer recurrence: an important but missing variable in national cancer registries. *Ann Surg Oncol* 2014 May;21(5):1520-9.
- Iordanescu G, **Brendler C**, Crawford SE, **Wyrwicz AM**, **Venkatasubramanian PN**, Doll JA. MRS measured fatty acid composition of periprostatic adipose tissue correlates with pathological measures of prostate cancer aggressiveness. *J Magn Reson Imaging* 2015 Sept; 42(3):651-657. PMID: 25522916
- Jalali A, Amirian ES, Bainbridge MN, Armstrong GN, Liu Y, Tsavachidis S, Jhangiani SN, Plon SE, Lau CC, Claus EB, Barnholtz-Sloan JS, Il'yasova D, Schildkraut J, Ali-Osman F, Sadetzki S, Johansen C, Houlston RS, Jenkins RB, Lachance D, Olson SH, Bernstein JL, **Merrell RT**, Wrensch MR, Davis FG, Lai R, Shete S, Aldape K, Amos CI, Muzny DM, Gibbs RA, Melin BS, Bondy ML. Targeted sequencing in chromosome 17q linkage region identifies familial glioma candidates in the Gliogene Consortium. *Sci Rep*. 2015 Feb 5;5:8278. PubMed PMID: 25652157.
- Jasielec J**, Larson RA. Dasatinib-Related Pulmonary Hypersensitivity Mimicking an Atypical Infection. *J Clin Oncol*, 2014 Jun 23. [Epub ahead of print]
- Jasielec J**, Saloura V, Godley L. "The Mechanistic Role of DNA Methylation in Leukemogenesis." *Leukemia*, 2014 May 20. doi: 10.1038. [Epub ahead of print]
- Jiang K, Ma XP, Yu H, Cao G, Ding DL, Chen H, Huang HX, Gao YZ, Wu XP, Long XD, Zhang H, Zhang Y, Gao Y, Chen TY, Ren WH, Zhang P, Shi Z, Jiang W, Wan B, Saiyin H, Yin J, Zhou YF, Zhai Y, Lu PX, Zhang H, Gu X, Tan A, Wang JB, Zuo XB, Sun LD, Liu JO, Yi Q, Mo Z, Zhou G, Liu Y, Sun J, Shugart YY, Zheng SL, Zhang XJ, **Xu J**, Yu L. Genetic variants in five novel loci including CFB and CD40 predispose to chronic hepatitis B. *Hepatology* 2015 Jul; 62(1):18-28. PMID: 25802187
- Jin R, Yamashita H, Yu X, Wang J, **Franco OE**, Wang Y, **Hayward SW**, Matusik RJ. Inhibition of NF-kappa B signaling restores responsiveness of castrate-resistant prostate cancer cells to anti-androgen treatment by decreasing androgen receptor variants expression. *Oncogene* 2015 Jul; 34(28):3700-3710. PMID: 25220414
- Johnson DB, Lapin, B, Wang C, **Yao K**, Rasinski K, Rundell VL, **Sisco M**. Advanced Age Does Not Affect Perceptions of Recovery or Long Term Chest and Upper Body Morbidity After Post-Mastectomy Breast Reconstruction. *Ann Plast Surg*. in press.
- Kader AK, Liss MA, Trottier G, Kim ST, Sun J, Zheng SL, Chadwick K, Lockwood G, **Xu J**, Fleschner NE. Impact of prostate-specific antigen on a baseline prostate cancer risk assessment including genetic risk. *Urology* 2015 Jan; 85(1):165-70. PMID: 25530379
- Kantor O, **Winchester DJ**. Breast-conserving therapy for DCIS—does size matter? *J Surg Oncol*. 2014 Jul;110(1):75-81.
- Kearns JT, Lapin B, Wang E, Roehl KA, Cooper P, Catalona WJ, **Helfand BT**. Associations Between iCOGS Single Nucleotide Polymorphisms and Upgrading in Both Surgical and Active Surveillance Cohorts of Men with Prostate Cancer. *Eur Urol*. 2015 Sep 24. pii: S0302-2838(15)00861-1. doi: 10.1016/j.eururo.2015.09.004. [Epub ahead of print] PMID: 26411806
- Killick E, Tymrakiewicz M, Cieza-Borrella C, Smith P, Thompson DJ, Pooley KA, Easton DF, Bancroft E, Page E, Leongamornlert D; IMPACT collaborators, Kote-Jarai Z, Lees RA, ... **Kaul K**, et al. Telomere length shows no association with BRCA1 and BRCA2 mutation status. *PLoS One* 2014 Jan 29; 9(1):e86659. doi: 10.1371/journal.pone.0086659. eCollection 2014. PMID: 24489760
- Knauper M, **Yao K**, **Goldschmidt R**, **Turk M**, **Kaul K**, Wesseling J, Stork-Sloots L, de Snoo F, Cristofanilli M. Is the clinicopathologic subtype determination comparable to the molecular by MammaPrint and Blueprint? 34th Annual Meeting of the German Society for Senology, Berlin, Germany June 19-21, 2014. *Senology* 2014; 11-A62.
- Kuchenbaecker KB, Neuhausen SL, Robson M, Barrowdale D, McGuffog L, Mulligan AM, Andrulis IL, Spurdle AB, Schmidt MK, Schmutzler RK, Engel C, ... **Rodriguez GC**, et al. Associations of common breast cancer susceptibility alleles with risk of breast cancer subtypes in BRCA1 and BRCA2 mutation carriers. *Breast Cancer Res*. 2014 Dec 31; 16(6):3416.
- Kuchenbaecker KB, Ramus SJ, Tyrer J, Lee A, Shen HC, Beesley J, Lawrenson K, McGuffog L, Healey S, Lee JM, Spindler, ... **Rodriguez GC**, et al. Identification of six new susceptibility loci for invasive epithelial ovarian cancer. *Nat Genet*. 2015 Feb; 47(2):164-71.
- Lennon FE, Cianci GC, Cipriani NA, **Hensing TA**, Zhang HJ, Chen CT, Murgu SD, Vokes EE, Vannier MW, Salgia R. Lung cancer—a fractal viewpoint. Review article. *Nat Rev Clin Oncol*, 2015 Jul 14. doi: 10.1038/nrclinonc.2015.108. [Epub ahead of print]
- Li J, Shi J, Huang W, Sun J, Wu Y, Duan Q, Luo J, Lange LA, Gordon-Larsen P, Zheng SL, Yuan W, Wang Y, Popkin BM, Mo Z, **Xu J**, Du S, Mohlke KL, Lange EM. Variant Near FGF5 Has Stronger Effects on Blood Pressure in Chinese with a Higher Body Mass Index. *Am J Hypertens* 2015 Aug; 28(8):1031-7. PMID: 25618516
- Liederbach E**, Lewis CM, **Yao K**, **Brockstein BE**, **Wang CH**, Lutfi W, **Bhayani MK**. A Contemporary Analysis of Surgical Trends in the Treatment of Squamous Cell Carcinoma of the Oropharynx from 1998 to 2012: A Report from the National Cancer Data Base. *Ann Surg Oncol*. 2015 Apr 17. PMID: 25893414
- Liederbach E**, Piro R, Hughes K, **Watkin R**, **Wang CH**, **Yao K**. Clinicopathologic Features and Time Interval Analysis of Contralateral Breast Cancers. *Surgery*. 2015 Sep;158(3):676-85. doi: 10.1016/j.surg.2015.03.059. Epub 2015 Jun 9. PMID: 26067460
- Liederbach E**, **Sisco M**, **Wang C**, Sharpe S, **Pesce C**, **Winchester DJ**, **Yao K**. Wait Times for Breast Surgical Procedures. Report from the National Cancer Data Base, 2003-2011. *Ann Surg Oncol* 2015;22:899-907.
- Liederbach E**, **Wang CH**, Lutfi W, Kantor O, **Pesce C**, **Winchester DJ**, and **Yao K**. Survival Outcomes and Pathologic Features Amongst Breast Cancer Patients who have Developed a Contralateral Breast Cancer. *Ann Surg Oncol*. 2015 Sep 3. [Epub ahead of print] PMID: 26334294
- Lindeman BM, **Pesce CE**, Tsai HL, Somervell H, Umbricht CB, Kowalski J, Zeiger MA. Lower vitamin D levels in surgical hyperparathyroidism versus thyroid patients. *Am Surg*. 2014 May;80(5):505-10. PMID: 24887732
- Liss MA, Chen H, Hermal S, Krane S, Kane CJ, **Xu J**, Kader AK. Impact of Family History on Prostate Cancer Mortality in White Men Undergoing Prostate-Specific Antigen Based Screening. *J Urol* 2015 Jan; 193(1):75-9. PMID: 25066872
- Liss MA, **Xu J**, Chen H, Kader AK. Prostate genetic score (PGS-33) is independently associated with risk of prostate cancer in the PLCO trial. *Prostate* 2015 May. PMID: 25982801
- Liu JB, **Meiselman MS**, **Talamonti MS**. Interval asymptomatic infected postpancreatic resection fluid collections managed with endoscopic ultrasound-guided drainage. *Am Surg*. 2015 Apr; 18(4):146-7. PMID: 25831160.

- Liu JF, Barry WT, Birrer M, Lee JM, Buckanovich RJ, Fleming GF, Rimek B, Buss MK, Nattam S, **Hurteau J**, Luo W, Qu Y, Whalen C, Obermayer L, Lee H, Winer EP, Kohn EC, Ivy SP, Matulis UA. Combination cediranib and olaparib versus olaparib alone for women with recurrent platinum-sensitive ovarian cancer: a randomized phase 2 study. *Lancet Oncol*. 2014 Oct;15(11):1207-14.
- Liu S, Hou J, Zhang H, Wu Y, Hu M, Zhang L, **Xu J**, Na R, Jiang H, Ding Q. The evaluation of the risk factors for non-muscle invasive bladder cancer (NMIBC) recurrence after transurethral resection (TURBT) in Chinese population. *PLoS One* 2015 Apr; 10(4):e0123617. PMID: 25849552
- Liu X, Sun J, Yu H, Chen H, Wang J, Zou H, Lu D, **Xu J**, Zheng SL. Tag SNPs for HLA-B alleles that are associated with drug response and disease risk in the Chinese Han population. *Pharmacogenomics J* 2015 Mar. [Epub ahead of print] PMID: 25752521
- Malik RB, Wang CE, Lapin B, Lakeman JC, Helfand BT**. Characteristics of Men Undergoing Testosterone Replacement Therapy and Adherence to Follow-Up Recommendations in Metropolitan Multicenter Health System. *Urology* 2015 Jun; 85(6):1382-8. PMID: 25862121
- Malik RB, Wang CE, Lapin B**, Gerber GS, **Helfand BT**. Comparison of patients undergoing laser vaporization of the prostate versus TURP using the ACS-NSQIP database. *Prostate Cancer Prostatic Dis* 2015; 18(1):18-24. PMID: 25311768
- Malik RD, Lapin B, Wang CE, Lakeman JC, Helfand BT**. Are we testing appropriately for low testosterone?: Characterization of tested men and compliance with current guidelines. *J Sex Med* 2015 Jan; 12(1):66-75. PMID: 25382540
- Marsh RW, Talamonti MS**, Katz MH, Herman JM. Pancreatic cancer and FOLFIRINOX: a new era and new questions. *Cancer Med*. 2015 Feb 19. doi: 10.1002/cam4.433. PMID: 25693729.
- Mato A, Flowers C, Farber CM, Weiss MA, Kipps TJ, Kozloff M, Nabhan C, Flinn I, **Grinblatt DL**, Lamanna N, Sullivan KA, Kiselev P, Flick ED, Foon KA, Swern AS, Sharman JP. Prognostic testing patterns in CLL patients treated in U.S. practices from the Connect CLL registry. *J Clin Oncol* 33, 2015 (suppl; abstr 7013).
- Momi N, Backman V, **Brendler CB**, Roy HK. Harnessing novel modalities: field carcinogenesis detection for personalizing prostate cancer management. *Future Oncol*. 2015 Sep 16. [Epub ahead of print]. PMID: 26374598
- Moo-Young T, Wang CE, Winchester DJ, Prinz R**. Metastatic lymph node ratio is superior to the 7th edition American Joint Committee on Cancer (AJCC) pN in predicting medullary thyroid cancer mortality. *JACS*. 2014 Sept;219(3):S124-S125.
- Morgensztem D, Campo MJ, Dahlberg SE, Doebele RC, Garon E, Gerber DE, Goldberg SB, Hammerman PS, Heist RS, **Hensing T**, Horn L, Ramalingam SS, Rudin CM, Salgia R, Sequist LV, Shaw AT, Simon GR, Somaiah N, Spigel DR, Wrangle J, Johnson D, Herbst RS, Bunn P, Govindan R. Molecularly Targeted Therapies in Non-Small-Cell Lung Cancer Annual Update 2014. *J Thorac Oncol* 2015 Jan; 10 (1 Suppl 1): S1-S63.
- Morrison C, Trump D, **Nowak JA**. How Will the "\$1,000 Genome" Meet Reality (and Centers for Medicare & Medicaid Services)? *Arch Pathol Lab Med*. 2015 May;139(5):581-2. doi: 10.5858/arpa.2014-0497-ED. Epub 2014 Dec 1. PMID: 25437013
- Nabhan C, Galanina N, Kay NE, Mato AR, **Grinblatt DL**, Kipps TJ, Lamanna N, Weiss M, Flinn I, Swern AS, Street T, Sullivan K, Flowers CR. Patterns of Care of Aged Chronic Lymphocytic Leukemia Patients in the United States: Systematic Analysis of 457 Patients in the Connect CLL Registry. *Blood* 2014, 124:4672; [published ahead of print] December 5, 2014.
- Nakhleh RE, **Nowak JA**. Mining formalin-fixed, paraffin-embedded tissues: a wealth of knowledge or fool's gold? *Arch Pathol Lab Med*. 2014 Nov;138(11):1426-7. doi: 10.5858/arpa.2014-0009-ED. PMID: 25357105
- Nolan KD, **Franco OE**, Hance MW, **Hayward SW**, Isaacs JS. Tumor secreted Hsp90 subverts Polycomb function to drive prostate tumor growth and invasion. *J Biol Chem* 2015 Mar; 290(13):8271-82. PMID: 25670862
- Nowak JA**. "Regulatory and reimbursement issues in genomic testing." In: *Genomic Applications in Pathology*, Netto GE and Schrijver, I (eds), 2014, Springer, NY.
- Obel J, Brockstein B, Marschke M, Robicek A, Konchak C, Sefa M, Ziomek N, Benfield T, Peterson C, Gustafson C, Eriksson J, Harper A, Tabachow C, Raymond M, Hensing T**. Outpatient Advance Care Planning for Patients with Metastatic Cancer: A Pilot Quality Improvement Initiative. *J Palliat Med*. 2014 Nov;17(11):1231-7. doi: 10.1089/jpm.2014.0085. Epub 2014 Oct 24.
- Oskvarek J, Golden D, **Rosenberg CA**, et al. Assessment Survey of Comfort with Oncology and Survivorship Care Among Medical Students. Abstract Poster Presentation: International Cancer Education Conference, October 2014.
- Oskvarek J, Braunstein S, Farnan J, Ferguson MK, Hahn O, Henderson T, Hong S, Levine S, **Rosenberg CA**, Golden DW. Assessment Survey of Comfort with Oncology and Survivorship Care. *Journal of Cancer Educ*, 2015 Jul 8. [Epub ahead of print]
- Oskvarek J, Braunstein S, Farnan J, Ferguson MK, Hahn O, Henderson T, Hong S, Levine S, **Rosenberg CA**, Golden DW. Medical Student Knowledge of Oncology and Related Disciplines: A Targeted Needs Assessment. *J Cancer Educ*, 2015 Jul 8. [Epub ahead of print]
- Osuola KO, Sameni M, Shah S, Aggarwal N, Simonait ML, Franco OE, Hong Y, **Hayward SW**, Behbod F, Mattingly RR, Sloane BF. Il-6 signaling between ductal carcinoma in situ cells and carcinoma-associated fibroblasts mediates tumor cell growth and migration. *BMC Cancer* 2015 Aug; 15:584. PMID: 26268945
- Ovarian Cancer Association Consortium, Breast Cancer Association Consortium, and Consortium of Modifiers of BRCA1 and BRCA2, Hollestelle A, van der Baan FH, Berchuck A, ... **Rodriguez GC**, et al. No clinical utility of KRAS variant rs61764370 for ovarian or breast cancer. *Gynecol Oncol*. 2015 May 2. Pii:S0090-8258(15)00863-x.doi:10.1016/j.ygyno.2015.04.034 [Epub ahead of print].
- Patel, N, **Kaul KL**. "Molecular Detection of Occult Tumor Cells." In: Leonard DGB, ed., *Molecular Pathology in Clinical Practice: Oncology*. Springer, in press, 2015.
- Pearce SM, Wang CE, Victorson DE, Helfand BT, Novakovic KR, Brendler CB, Albaugh JA**. A longitudinal study of predictors of sexual dysfunction in men on active surveillance for prostate cancer. *Sexual Medicine*. In press.
- Pesce CE, Liederbach E**, Czechura T, **Winchester DJ, Yao K**. Changing surgical trends in young patients with early stage breast cancer, 2003 to 2010: a report from the National Cancer Data Base. *J Am Coll Surg*. 2014 Jul;219(1):19-28. doi: 10.1016/j.jamcollsurg.2014.03.043. Epub 2014 Apr 1. PMID: 24862886
- Pesce CE, Liederbach E**, Wang C, Lapin B, **Winchester DJ, Yao K**. Contralateral Prophylactic Mastectomy Provides No Survival Benefit in Young Women with Estrogen Receptor Negative Breast Cancer. *Ann Surg Oncol* 2014;21:3231-9.
- Pesce CE, Liederbach E**, Wang C, Lapin B, **Winchester DJ, Yao K**. Bilateral mastectomy provides no survival benefit in young women with estrogen receptor negative breast cancer. *Ann Surg Oncol*. 2014 Oct;21(10):3231-9.
- Peterlongo P, Chang-Claude J, Moysich KB, Rudolph A, Schmutzler RK, Simard J, ... **Rodriguez GC**, et al on Behalf of AOCs Management Group, Antoniou AC, Friedman E. Candidate genetic modifiers for breast and ovarian cancer risk in BRCA1 and BRCA2 mutation carriers. *Cancer Epidemiol Biomarkers Prev*. 2015 Jan; 24(1):308-16.
- Peterson CE, Rauscher GH, Johnson TP, **Kirschner CV**, Barrett RE, Kim S, Fitzgibbon ML, Joslin CE, Davis FG. The effect of neighborhood disadvantage on the racial disparity in ovarian cancer-specific survival in a large hospital-based study in Cook County, Illinois. *Front Public Health*. 2015 Jan 22;3:8. doi: 10.3389/fpubh.2015.00008. eCollection 2015. PMID: 25657992
- Peterson CE, Rauscher GH, Johnson TP, **Kirschner CV**, Barrett RE, Kim S, Fitzgibbon ML, Joslin CE, Davis FG. The association between neighborhood socioeconomic status and ovarian cancer tumor characteristics. *Cancer Causes Control*. 2014 May;25(5):633-7. doi: 10.1007/s10552-014-0357-7. Epub 2014 Feb 16. PMID: 24532025
- Prager AJ, **Martinez N**, Beal K, Omuro A, Zhang Z, Young RJ. Diffusion and perfusion MRI to differentiate treatment-related changes including pseudoprogression from recurrent tumors in high-grade gliomas with histopathologic evidence. *AJNR Am J Neuroradiol*. 2015 May;36(5):877-85. PubMed PMID: 25593202.
- Prinz RA**, Madorin K. "Surgery for Glucagonoma" In: *Operative Techniques in Surgery*. Wolters Kluwer ISBN/ISSN: 978145118614
- Qi D, Wu C, Liu F, Gu K, Shi Z, Lin X, Tao S, Xu W, **Brendler CB**, Zhen Y, **Xu J**. Trends of Prostate Cancer Incidence and Mortality in Shanghai, China, from 1973 to 2009. *Prostate* 2015 Oct; 75(14):1662-1668. PMID: 26184773
- Qu Y, Chen H, Gu W, Gu C, Zhang H, **Xu J**, Zhu Y, Ye D. Age-dependent association between sex and renal cell carcinoma mortality: a population-based analysis. *Sci Rep* 2015 Mar; 5:9160. PMID: 25779055
- Radosevich AJ, Mutyal NN, Rogers JD, Gould B, **Hensing TA, Ray D**, Backman V, Roy HK. Buccal Spectral Markers for Lung Cancer Risk Stratification. *PLoS One* 2014 Oct 9; 9(10): e110157.
- Rebbeck TR, Mitra N, Wan F, Sinilnikova OM, Healey S, ... **Rodriguez G**, et al. Association of type and location of BRCA1 and BRCA2 mutations with risk of breast and ovarian cancer. *JAMA*. 2015 Apr 7;313(13):1347-61.
- Rodriguez LU, Rider L, Nieto C, Romero L, Karimpour-Fard A, Loda M, Lucia MS, Wu M, Shi L, Cimic A, Sirintrapun SJ, Nolley R, Pac C, Chen H, Peehl DM, **Xu J**, Liu W, Costello JC, Cramer SD. Coordinate loss of MAP3K7 and CHD1 promotes aggressive prostate cancer. *Cancer Res* 2015 Mar; 75(6):1021-34. PMID: 25770290
- Rosenberg CA, Flanagan C, Brockstein B, Obel JC, Dragon LH, Merkel DE, Wade EL, Law TM, Khandekar JD, Hensing TA**. Promotion of self-management for post treatment cancer survivors: Evaluation of a risk adapted visit. *J Cancer Surviv*. 2015 Jul 16;9(2). DOI 10.1007/s11764-015-0467-6. [Epub ahead of print June 16, 2015] PMID: 26178325
- Rosenberg CA, Flanagan C, Brockstein B, Obel JC, Wade EL, Law TM, Dragon LH, Merkel DE, Khandekar JD, Hensing TA**. Evaluation of a Risk Adapted Visit for Post Treatment Cancer Survivors. *J Clin Oncol* 32, 2014 (suppl 30; abstr 113). Abstract poster presentation: ASCO QI Symposium, Boston, MA. October 2014.
- Roy HK, **Brendler CB**, Subramanian H, Zhang D, Maneval C, Chandler J, Bowen L, **Kaul KL, Helfand BT, Wang CH, Quinn M, Petkewicz J, Paterakos M**, Backman V. Nanocytological field carcinogenesis detection to mitigate overdiagnosis of prostate cancer: a proof of concept study. *PLoS One* 2015 Feb;10(2):e0115999. doi: 10.1371/journal.pone.0115999. eCollection 2015. PMID: 25706755
- Rubin EH, Allen JD, **Nowak JA**, Bates SE. Developing precision medicine in a global world. *Clin Cancer Res*. 2014 Mar 15;20(6):1419-27. doi: 10.1158/1078-0432.CCR-14-0091. Review. PMID: 24634465
- Rundell V, Beck, RT, Wang, CE, Gutowski KA, **Sisco, M, Fenner G, Howard, MA**. Complication Prevalence Following Use of Tissue-Derived Human Acellular Dermal Matrix in Prosthetic Breast Reconstruction: A Retrospective Review of 203 Patients. *J Plast Reconstr Aesthet Surg*. 67:10, 1345-51, October 2014. PMID: 24917371

(continued)



- Saunders EJ, Dadaev T, Leongamornlert DA, Jugurnauth-Little S, Tymrakiewicz M, Wiklund F, Al Olama AA, Benlloch S, ...**Xu J**, Mikropoulos C, Goh C, Govindasami K, Guy M, Wilkinson RA, Sawyer EJ, Morgan A, et al. Fine-mapping the HOXB region detects common variants tagging a rare coding allele: evidence for synthetic association in prostate cancer. *PLoS Genet*. 2014 Feb 13;10(2):e1004129. doi: 10.1371/journal.pgen.1004129. [eCollection 2014] PMID: 24550738
- Selected Readings in General Surgery, Endocrine Surgery. Flint L, **Prinz R**, eds., SRGS 41;3: 2015.
- Selkirk CG, Wang CH, Lapin B, Helfand BT**. Family History of Prostate Cancer in Men Being Followed by Active Surveillance Does Not Increase Risk of Being Diagnosed with High-Grade Disease. *Urol* 2015 Apr; 85(4):742-747. PMID: 25709045
- Selkirk C, Wang C, Lapin B, Helfand B**. Family History's Influence on Progression in a Prostate Cancer Active Surveillance Cohort. *BJUI* 2015, in press.
- Sharman JP, Mato A, Kay NE, Kipps TJ, Lamanna N, Weiss M, Nabhan C, Flinn I, **Grinblatt DL**, Kozloff MF, Farber CM, Sullivan K, Street T, Swern AS, Flowers CR. Demographics by Age Group (AG) and Line of Therapy (LOT) in Chronic Lymphocytic Leukemia (CLL) Patients (Pts) Treated in US Practices from the Connect® CLL Registry. *Blood* 2014; 124:3338 (published ahead of print December 5, 2014).
- Sharpe SM, In H, **Winchester DJ, Talamonti MS, Baker MS**. Surgical resection provides an overall survival benefit for patients with small pancreatic neuroendocrine tumors. *J Gastrointest Surg*. 2014 August 26 Epub. PMID: 25155459
- Sharpe SM, **Liederbach E**, Czechura T, **Pesce C, Winchester DJ**, Yao K. Impact of bilateral versus unilateral mastectomy on short-term outcomes and adjuvant therapy, 2003-2010: A report from the National Cancer Data Base. *Ann Surg Oncol*. 2014 Sep;21(9):2920-2927.
- Sharpe SM, **Talamonti MS**, Wang E, Bentrem DJ, Roggin KK, **Prinz RA, Marsh RD, Stocker SJ, Winchester DJ, Baker MS**. The laparoscopic approach to distal pancreaticoduodenectomy for ductal adenocarcinoma results in shorter lengths of stay without compromising oncologic outcomes. *Am J Surg*. Mar; 209(3):557-63. 2015. doi: T10.1016/j.amjsurg.2014.11.001. PMID: 25596756
- Sharpe SM, **Talamonti MS**, Wang CE, **Prinz RA**, Roggin KK, Bentrem DJ, **Winchester DJ, Marsh RD, Stocker SJ, Baker MS**. Early national experience with laparoscopic pancreaticoduodenectomy for ductal adenocarcinoma: a comparison of laparoscopic pancreaticoduodenectomy and open pancreaticoduodenectomy from the National Cancer Data Base. *J Am Coll Surg*. 2015 Jul;221(1):175-84. doi: 10.1016/j.jamcollsurg.2015.04.021. PMID: 26095569
- Sherman ME, Piedmonte M, Mai PL, Ioffe OB, Ronnett BM, Van Le L, Ivanov I, Bell MC, Blank SV, DiSilvestro P, Hamilton CA, Tewari KS, Wakeley K, Kauff ND, Yamada SD, **Rodriguez G**, Skates SJ, Alberts DS, Walker JL, Minasian L, Lu K, Greene MH. Pathologic Findings at Risk-Reducing Salpingo-Oophorectomy: Primary Results From Gynecologic Oncology Group Trial GOG-0199. *J Clin Oncol*. 2014 Oct 10; 32(29):3275-83.
- Shtivelman E, **Hensing T**, Simon GR, Dennis PA, Otterson GA, Bueno R, Salsgia R. Molecular pathways and therapeutic targets in lung cancer. *Oncotarget* 2014 Mar 30;5(6):1392-433.
- Silva A, Lapin A, **Yao K**, Song D, **Sisco M**. The Effect of Contralateral Prophylactic Mastectomy on Perioperative Complications: A NSQIP Analysis. *Ann Surg Oncol*. 2015 Oct;22(11):3474-80. doi: 10.1245/s10434-015-4628-7. Epub 2015 May 22. PMID: 26001862
- Sisco M**, Johnson DB, **Wang C**, Rasinski K, Rundell VL, **Yao K**. The Quality-of-Life Benefits of Breast Reconstruction Do Not Diminish with Age. *J Surg Oncol*. 2015 May;111(6):663-8.
- Sisco M**, Johnson DB, **Wang C**, Rasinski K, **Yao K**. Should Older Women Be Encouraged to Consider Post-Mastectomy Breast Reconstruction? *J Surg Oncol* 2015 Jan 5. [Epub ahead of print].
- Somaiah N, Fidler MJ, Garrett-Mayer E, Wahlquist A, Shirai K, Buckingham L, **Hensing T**, Bonomi P, Simon GR. Epidermal Growth Factor Receptor (EGFR) Mutations Are Exceptionally Rare in Thyroid Transcription Factor-1-Negative Adenocarcinomas of the Lung. *Oncoscience* 2014, Vol. 1, No.8, 522-528.
- Stoneham SJ, Hale JP, Rodriguez-Galindo C, Dang H, Olson T, Murray M, Amatruda JF, Thornton C, Arul GS, Billmire D, Krailo M, Stark D, Covens A, **Hurteau J**, Stenning S, Nicholson JC, Gershenson D, Frazier AL. Adolescents and young adults with a "rare" cancer: getting past semantics to optimal care for patients with germ cell tumors. *Oncologist*, 2014 Jul;19(7):689-92.
- Sur MD, In H, Sharpe SM, **Baker MS**, Weichselbaum RR, **Talamonti MS**, Posner MC. Defining the benefit of adjuvant therapy following resection for intrahepatic cholangiocarcinoma. *Ann Surg Oncol*. 2014 Dec 5. PMID: 25476031
- Talamonti MS**. Screening strategies for pancreatic cancer in high-risk patients: opportunities to make a real impact but many questions and challenges still ahead. *JAMA Surg*. 2015 April 8. PMID: 25853232
- Tan LA, **Musacchio MJ**, Mitchell BA, Kapadia SK, Patel NH, Byrne RW. Simultaneously occurring meningioma and contralateral glioblastoma multiforme. *Br J Neurosurg*. 2014 Dec;28(6):815-6. PubMed PMID: 24953874.
- Venkatasubramanian PN, Brendler CB**, Plunkett BA, Crawford SE, Fitchew PS, Morgan G, Cornwell ML, **McGuire MS, Wyrwicz AM**, Doll JA. Periprostatic adipose tissue from obese prostate cancer patients promotes tumor and endothelial cell proliferation: a functional and MR imaging pilot study. *Prostate*. 2014 Feb;74(3):326-35. PMID: 24571013
- Victorson D**, Kentor M, Maletich C, Lawton RC, Kaufman VH, Borrero M, Languido L, Lewett K, Pancoe H, Berkowitz C. A Systematic Review and Meta-Analysis of Mindfulness-Based Randomized Controlled Trials Relevant to Lifestyle Medicine. *American Journal of Lifestyle Medicine* 2014 Jul. (Published online)
- Victorson D, Novakovic K, Helfand B, Wang C**. A longitudinal study of predictors of sexual dysfunction in men on active surveillance for prostate cancer. *Sexual Medicine*, in press.
- Vigneswaran Y, Linn JG, Gitelis M, **Muldoon JP**, Lapin B, **Denham W, Talamonti MS, Ujiki MB**. Educating surgeons may allow for reduced intraoperative costs for inguinal herniorrhaphy. *J Am Coll Surg*. 2015 Mar 14. Pii: S1072-7515(15)0018-X. doi: 10.1016/PID: 25868411
- Wali RK, **Hensing TA, Ray DW**, Dela Cruz M, Tiwari AK, Radosevich A, Jepeal L, Fernando HC, Little VR, Charlot M, Momi N, Backman V, Roy HK. Buccal microRNA dysregulation in lung field carcinogenesis: Gender-specific implications. *Int J Oncol* 2014 Jun 11. doi: 10.3892/ijo.2014.2495. [Epub ahead of print] PMID: 24919547
- Wang H, Chen H, Qin Y, Shi Z, Zhao X, **Xu J**, Ma B, Chen ZJ. Risks associated with premature ovarian failure in Han Chinese women. *Reprod Biomed Online* 2015 Apr; 30(4):401-7. PMID: 25682306
- Wang P, Ye D, Guo J, Liu F, Jiang H, Gong J, Gu C, Shao Q, Sun J, Zheng SL, Yu H, Lin X, Xia G, Fang Z, Zhu Y, Ding Q, **Xu J**. Genetic score of multiple risk-associated single nucleotide polymorphisms is a marker for genetic susceptibility to bladder cancer. *Genes Chromosomes Cancer* 2014 Jan; 53(1):98-105. doi: 10.1002/gcc.22121. [Epub 2013 Oct 24] PMID: 24155119
- Wang W, Ma XP, Shi Z, Zhang P, Ding DL, Huang HX, Saiyin HG, Chen TY, Lu PX, Wang NJ, Yu H, Sun J, Zheng SL, Yu L, **Xu J**, Jiang DK. Epidermal growth factor receptor pathway polymorphisms and the prognosis of hepatocellular carcinoma. *Am J Cancer Res* 2014 Dec; 5(1):396-410. PMID: 25628948
- Welliver C, Sulaver R, Whittington A, **Helfand BT**, Cakir ÖO, Griffith JW, McVary KT. Analyzing Why Men Seek Treatment for Lower Urinary Tract Symptoms and Factors Associated With Non-Improvement. *Urology* 2015 Aug. in press. [Epub ahead of print] PMID: 26299465
- Wong RH**, Thakral B, Watkin WG, **Merrell R**, Wong AK, Farhat HI. Intracranial, intra-axial metastatic giant cell tumor of bone: Case report and review of literature. *Clin Neurol Neurosurg*. 2014 Feb;117:40-3. PubMed PMID: 24438802.
- Wu D, Yu H, Sun J, Qi J, Liu Q, Li R, Zheng SL, **Xu J**, Kang J. Association of genetic polymorphisms in the telomerase reverse transcriptase gene with prostate cancer aggressiveness. *Mol Med Rep* 2014 Jul; 12(1):489-97. PMID: 25738283
- Wymer K, **Plunkett BA, Park S**. Urolithiasis in Pregnancy: A Cost-Effectiveness Analysis of Ureteroscopic Management versus Ureteral Stenting. *Am J Obstet Gynecol* 2015 Jul [Epub ahead of print] PMID: 26215329
- Xu W, Neill T, Yang Y, Hu Z, Cleveland E, Wu Y, Hutten R, Xiao X, **Stock SR, Shevrin D, Kaul K, Brendler C**, Iozzo RV, **Seth P**. The systemic delivery of an oncolytic adenovirus expressing decorin inhibits bone metastasis in a mouse model of human prostate cancer. *Gene Therapy* 2015;22:31-40.
- Yao K**, Belkora J, **Sisco M**, Rosenberg S, Bedrosian I, **Liederbach E, Wang C**. Surgeon Deficits in Knowledge of Contralateral Prophylactic Mastectomy: A Survey. *JAMA Surgery*, in press.
- Yao K**, Czechura T, **Liederbach EL, Winchester DJ, Pesce C, Shaikh A, Winchester DP**, Huo D. Utilization of accelerated partial breast irradiation for ductal carcinoma in situ, 2003-2010: A report from the National Cancer Data Base. *Ann Surg Oncol*. 2014 Oct;21(11): 3457-3465.
- Yao K, Liederbach E**, Tang R, Lei L, Czechura T, **Winchester DJ, Sisco M, Howard MA, Hulick P**, Coopey SB, Smith BL. Nipple-Sparing Mastectomy in Known BRCA1/2 Mutation Carriers: An Interim Analysis and Review of the Literature. *Ann Surg Oncol* 22:370-376, February 2015. PMID: 25023546 [Epub ahead of print]
- Yao K, Liederbach E, Wang C, Pesce C, Winchester DJ**. Impact of the American College of Surgeons Oncology Group 2011 Randomized Trial on the Number of Axillary Nodes Removed for Patients with Early-Stage Breast Cancer. *J Am Coll Surg*. 2015 Jul;221(1):71-81. doi: 10.1016/j.jamcollsurg.2015.02.035. Epub 2015 Mar 26. PMID: 25899731
- Zaitlen N, Pasaniuc B, Sankararaman S, Bhatia G, Zhang J, Gusev A, Young T, Tandon A, Pollack S, Vilhjálmsdóttir BJ, ...**Xu J**, et al. Leveraging population admixture to characterize the heritability of complex traits. *Nat Genet* 2014 Dec; 46(12):1356-62. PMID: 25383972
- Zhu Y, Han CT, Chen HT, Liu F, Zhang GM, Yang WY, **Xu JF**, Ye DW. Influence of age on predictiveness of genetic risk score for prostate cancer in a Chinese hospital-based biopsy cohort. *Oncotarget* 2015 May. PMID: 26011940
- Zhu Y, **Xu Y, Helseth DL Jr, Gulukota K**, Yang S, Pesce LL, Mitra R, Müller P, Sengupta S, Guo W, **Silverstein JC**, Foster I, Parsad N, White KP, Ji Y. Zodiac: A Comprehensive Depiction of Genetic Interactions in Cancer by Integrating TCGA Data. *J Natl Cancer Inst* 2015 May; 107(8). PMID: 25956356
- Zhu Y, **Xu Y, Helseth DL Jr, Gulukota K**, Yang S, Pesce LL, Mitra R, Müller P, Sengupta S, Guo W, **Silverstein JC**, Foster I, Parsad N, White KP, Ji Y. Zodiac: A Comprehensive Depiction of Genetic Interactions in Cancer by Integrating TCGA Data. *Social Media Update* 2015 May. www.pubchase.com/explore/life-sciences
- Zutter MM, Bloom KJ, Cheng L, Hagemann IS, Kaufman JH, Kraskinskas AM, Lazar AJ, Leonard DG, Lindeman NI, Moyer AM, Nikiforova MN, **Nowak JA**, Pfeifer JD, Sepulveda AR, Willis JE, Yohe SL. The Cancer Genomics Resource List 2014. *Arch Pathol Lab Med*. 2015 Aug;139(8):989-1008. doi: 10.5858/arpa.2014-0330-CP. Epub 2014 Dec 1. PMID: 25436904



## OUTCOMES STUDY

Kellogg Cancer Center Pharmacy has developed a verification process to enhance safety of oral chemotherapy prescribing.

Over the past year, the number of available oral chemotherapy agents has continued to grow, and the utilization of these medications is still on the rise. The American Society of Clinical Oncology's Cancer Care in America Report describes the perfect storm, including an increased demand for cancer care unable to be matched by the slower growth of the number of oncologists. Other articles describe "financial toxicity" arising from the immensely high costs of the new oral chemotherapy agents. Kellogg Cancer Center pharmacy recognizes these global issues and is placing prioritized effort on addressing the challenges associated with oral chemotherapy. The diagram below

summarizes the four key areas we feel require the greatest focus.

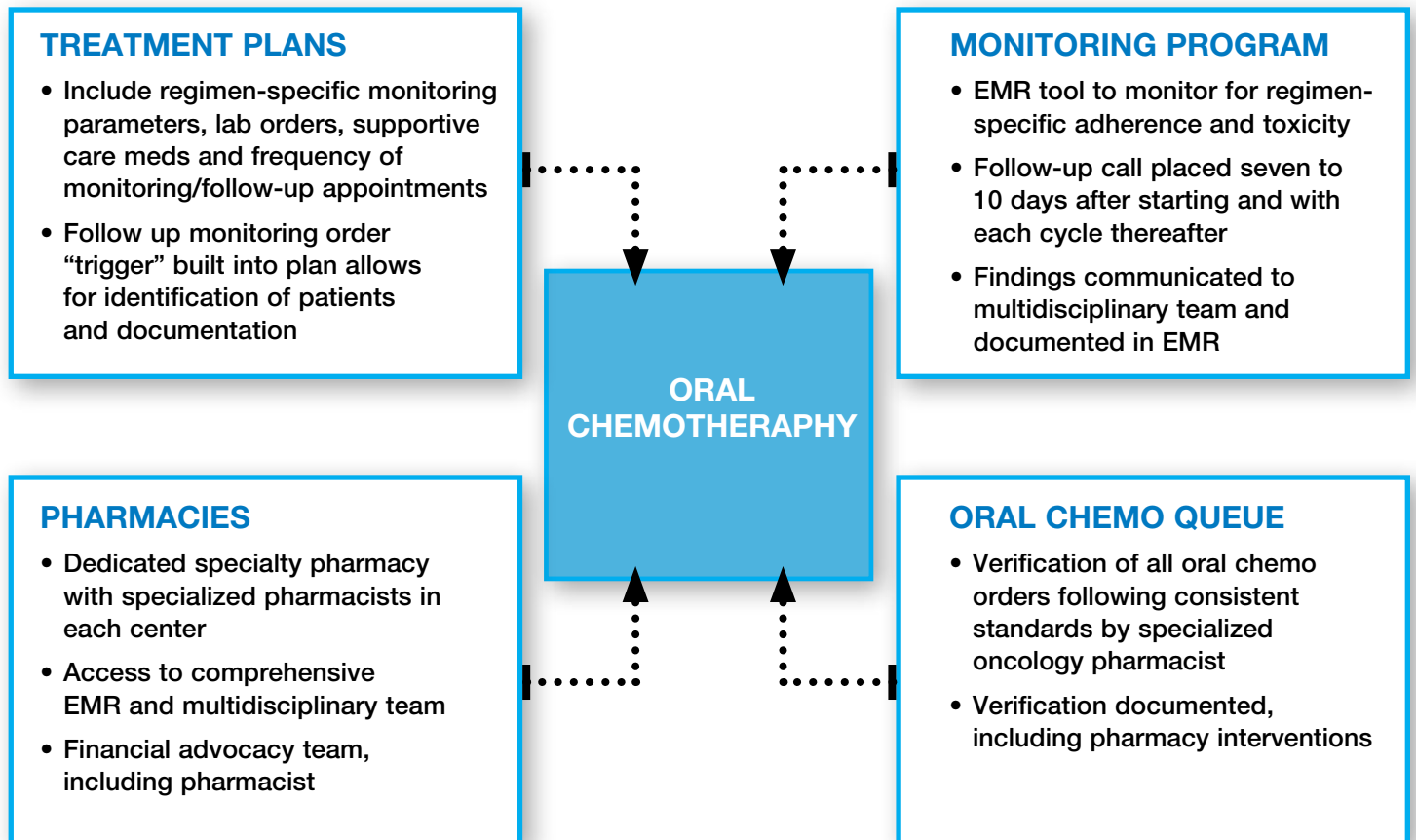
The specialized pharmacies within the Kellogg Cancer Center provide vital support in obtaining prior authorization and financial assistance for patients receiving oral chemotherapy. Our specialized outpatient oncology pharmacists call their patients who have recently started a new oral chemotherapy regimen. Last year they placed more than 300 follow-up calls. Through these follow-ups, the pharmacists can identify patients who are taking their oral chemotherapy medications incorrectly or those experiencing toxicity from the drugs, and can notify the patient's multidisciplinary team.

Kellogg Cancer Center Pharmacy has developed a verification process to enhance safety of oral chemotherapy prescribing. This Electronic Medical Record (EMR) feature allows for a pharmacist to assess all oral chemotherapy prescriptions, regardless of where they are sent and filled. Since implementing this project, the Kellogg Cancer Center pharmacy has reviewed nearly 7,000 oral chemotherapy prescriptions. More than 75 of these prescriptions required a major intervention.

To add to the complexity of oral chemotherapy treatment, some insurance plans require patients to fill their prescriptions at

specific pharmacies, excluding the Kellogg Cancer Center pharmacy from the medication use process. To provide these patients with the same level of follow-up, our team also implemented a monitoring program that includes specially built EMR tools to allow for a thorough assessment of adherence and toxicity related to oral chemotherapy. More than 200 follow-up calls have been placed since implementing this enhanced workflow. The follow-up calls have helped us identify more than 60 patients experiencing an adverse event, 14 patients with barriers to adhering properly to their oral chemotherapy regimen and six drug interactions.

NorthShore has developed enhanced EMR tools for oral chemotherapy monitoring. Comprehensive oral chemotherapy treatment plans have been created and include all pertinent regimen-specific monitoring parameters, recommended laboratory monitoring and frequency of follow-up visits, as well as an oral chemotherapy monitoring order. The oral chemotherapy monitoring order will serve as an EMR alert to notify staff of patients due for a follow-up call. The order also serves as a documentation tool as it has prebuilt questions to help the clinician consistently assess and address adherence and side effects related to oral chemotherapy.



# 2014 Cancer Data Summary

## Incidence of Cancer 2014

In 2014, 4,034 new cancer cases were accessioned into the NorthShore Cancer Registry. Of those, 3,779 cases (94 percent) were analytic. By definition, analytic cases are those patients newly diagnosed with malignant neoplasm and/or who have received all or part of their first course of treatment at one of our four hospitals. The remaining 255 cases (6 percent) were non-analytic. Non-analytic cases are patients initially diagnosed and treated at another facility who now are receiving treatment for progression or recurrence of their disease at NorthShore. **Details by site are provided in Table 1.**

## Class of Case 2014

Class of Case divides cases into two groups, analytic cases (Class 00–22) and non-analytic cases (Class 30–49).

Class 00–14, which account for 3,292 cases, were those malignancies diagnosed at one of our four Hospitals. Once diagnosed with cancer, 3,067 (93 percent) of our patients remained at NorthShore for their treatment. Class 20–22, totaling 487 cases, were diagnosed elsewhere and referred here for treatment. Class 30–40, a total of 255 cases, were diagnosed and treated elsewhere and referred here for treatment of a recurrence or progression of their disease.

## Overall Top Five NorthShore Sites

Breast cancer continues to be our top site representing 22 percent of the total analytic cases seen at NorthShore. The next most frequent cancers seen were: lung (9 percent), prostate (8 percent), melanoma (6 percent) and colon (5 percent). These top five sites represent 50 percent of all newly diagnosed cases.

## Distribution by American Joint Commission on Cancer (AJCC) Stage for the Top Five Sites Seen at NorthShore

Cancer diagnoses are classified into four or five stages depending on the site. Each stage represents how far the tumor has spread from the organ or site of origin, where an increasing value represents more tumor involvement or extension. Ninety percent of our breast cancers were diagnosed at an early stage (stages 0, 1 and 2), reflecting the National (86 percent) trend toward early detection. Forty-one percent of our lung cancers (National: 32 percent), 90 percent of our prostate cancers (National: 88 percent), 92 percent of our melanoma (National: 82 percent) and 55 percent of our colon cancers (National: 50 percent) were also diagnosed with early stage disease. For each of the top sites seen at NorthShore, detection at an early-stage was higher than that seen nationally. National data was supplied by the 2015 *NCDB, Commission on Cancer, ACoS Benchmark Reports*, using 2012 data—the latest year available. Data for NorthShore is from diagnosis year 2014.

**See Table 2.**

**Table 1: Incidence of Cancer—  
2014 Data Summary**

Primary Site	Analytic	Non-Analytic	Total	Percentage
<b>Oral Cavity &amp; Pharynx</b>	<b>71</b>	<b>4</b>	<b>75</b>	<b>2%</b>
Lip	3	0	3	0%
Tongue	22	1	23	1%
Salivary Glands	10	0	10	0%
Floor of Mouth	3	0	3	0%
Gum & Other Mouth	14	0	14	0%
Nasopharynx	2	0	2	0%
Tonsil	10	2	12	0%
Oropharynx	5	1	6	0%
Hypopharynx	2	0	2	0%
<b>Digestive System</b>	<b>563</b>	<b>34</b>	<b>597</b>	<b>15%</b>
Esophagus	22	1	23	1%
Stomach	52	5	57	1%
Small Intestine	15	5	20	0%
Colon Excluding Rectum	179	7	186	5%
Rectum & Rectosigmoid	91	8	99	2%
Anus, Anal Canal & Anorectum	18	3	21	1%
Liver & Intrahepatic Bile Duct	30	1	31	1%
Gallbladder	7	0	7	0%
Other Biliary	15	0	15	0%
Pancreas	116	4	120	3%
Retroperitoneum	3	0	3	0%
Peritoneum, Omentum & Mesentery	6	0	6	0%
Other Digestive Organs	9	0	9	0%
<b>Respiratory System</b>	<b>374</b>	<b>8</b>	<b>382</b>	<b>9%</b>
Nose, Nasal Cavity & Middle Ear	6	0	6	0%
Larynx	15	1	16	0%
Lung & Bronchus	353	7	360	9%
<b>Bones &amp; Joints</b>	<b>2</b>	<b>1</b>	<b>3</b>	<b>0%</b>
<b>Soft Tissue</b>	<b>16</b>	<b>1</b>	<b>17</b>	<b>0%</b>
<b>Skin Excluding Basal &amp; Squamous</b>	<b>233</b>	<b>11</b>	<b>244</b>	<b>6%</b>
Melanoma—Skin	217	10	227	6%
Other Non-Epithelial Skin	16	1	17	0%
<b>Basal &amp; Squamous Skin</b>	<b>0</b>	<b>21</b>	<b>21</b>	<b>1%</b>
<b>Breast</b>	<b>815</b>	<b>26</b>	<b>841</b>	<b>21%</b>
<b>Female Genital System</b>	<b>231</b>	<b>36</b>	<b>267</b>	<b>7%</b>
Cervix Uteri	13	3	16	0%
Corpus & Uterus, NOS	138	5	143	4%
Ovary	52	6	58	1%
Vagina	2	3	5	0%
Vulva	10	18	28	1%
Other Female Genital Organs	16	1	17	0%
<b>Male Genital System</b>	<b>341</b>	<b>46</b>	<b>387</b>	<b>10%</b>
Prostate	318	46	364	9%
Testis	21	0	21	1%
Penis	2	0	2	0%
<b>Urinary System</b>	<b>262</b>	<b>19</b>	<b>281</b>	<b>7%</b>
Urinary Bladder	145	16	161	4%
Kidney & Renal Pelvis	100	1	101	3%
Ureter	11	2	13	0%
Other Urinary Organs	6	0	6	0%
<b>Eye &amp; Orbit</b>	<b>3</b>	<b>2</b>	<b>5</b>	<b>0%</b>
<b>Brain &amp; Other Nervous System</b>	<b>189</b>	<b>9</b>	<b>198</b>	<b>5%</b>
Brain	54	3	57	1%
Cranial Nerves/Other Nervous System	135	6	141	3%
<b>Endocrine System</b>	<b>229</b>	<b>20</b>	<b>249</b>	<b>6%</b>
Thyroid	161	15	176	4%
Other Endocrine Including Thymus	68	5	73	2%
<b>Lymphomas</b>	<b>181</b>	<b>7</b>	<b>188</b>	<b>5%</b>
Hodgkin Lymphoma	21	0	21	1%
Non-Hodgkin Lymphoma	160	7	167	4%
<b>Myeloma</b>	<b>44</b>	<b>2</b>	<b>46</b>	<b>1%</b>
<b>Leukemia</b>	<b>124</b>	<b>4</b>	<b>128</b>	<b>3%</b>
Lymphocytic Leukemia	58	3	61	2%
Myeloid & Monocytic Leukemia	61	1	62	2%
Other Leukemia	5	0	5	0%
<b>Mesothelioma</b>	<b>8</b>	<b>1</b>	<b>9</b>	<b>0%</b>
<b>Kaposi Sarcoma</b>	<b>3</b>	<b>0</b>	<b>3</b>	<b>0%</b>
<b>Miscellaneous</b>	<b>90</b>	<b>3</b>	<b>93</b>	<b>2%</b>
<b>Total</b>	<b>3,779</b>	<b>255</b>	<b>4,034</b>	<b>100%</b>

**Table 2: Stage of Diagnosis—  
2013/2014 Data**

Comparison of National Cancer Data Base (NCDB) to NorthShore Data

Breast	NorthShore (n = 815) (%) 2014	NCDB (n = 227,995) (%) 2013*
<b>Stage</b>		
0	20.5%	20.7%
I	47.0%	41.9%
II	22.2%	24.0%
III	6.1%	7.7%
IV	3.2%	3.9%
N/A	0.1%	0.1%
Unknown	0.9%	1.8%
<b>Total</b>	<b>100%</b>	<b>100%</b>

Lung	NorthShore (n = 353) (%) 2014	NCDB (n = 161,123) (%) 2013*
<b>Stage</b>		
0	0.0%	0.4%
I	30.6%	23.3%
II	10.8%	8.5%
III	17.8%	19.5%
IV	40.8%	43.6%
OC	0.0%	0.2%
N/A	0.0%	0.2%
Unknown	0.0%	4.4%
<b>Total</b>	<b>100%</b>	<b>100%</b>

Prostate	NorthShore (n = 318) (%) 2014	NCDB (n = 105,984) (%) 2013*
<b>Stage</b>		
I	30.2%	21.2%
II	49.1%	55.5%
III	11.0%	11.6%
IV	9.8%	9.0%
N/A	0.0%	0.0%
Unknown	0.0%	2.7%
<b>Total</b>	<b>100%</b>	<b>100%</b>

Melanoma	NorthShore (n = 217) (%) 2014	NCDB (n = 52,035) (%) 2013*
<b>Stage</b>		
0	40.1%	26.8%
I	46.1%	42.4%
II	5.5%	12.7%
III	4.6%	8.5%
IV	2.3%	4.5%
Unknown	1.4%	5.2%
<b>Total</b>	<b>100%</b>	<b>100%</b>

Colon	NorthShore (n = 179) (%) 2014	NCDB (n = 71,849) (%) 2013*
<b>Stage</b>		
0	9.5%	5.8%
I	30.7%	19.8%
II	15.1%	24.5%
III	26.3%	24.9%
IV	17.9%	20.1%
N/A	0.0%	0.1%
Unknown	0.6%	4.9%
<b>Total</b>	<b>100%</b>	<b>100%</b>

Totals may not equal 100 due to rounding.  
Source: 2015 NCDB, Commission on Cancer  
\*2013 latest data available as of 9/15/2015



## Oncology Conferences

### Breast Cancer Conferences

NorthShore Evanston Hospital  
Kellogg Room G868, Mondays, 7 a.m.

NorthShore Glenbrook and Highland Park  
Hospitals Videocast

### Colorectal Cancer Conference

NorthShore Evanston Hospital  
Kellogg Room G868, Fridays, 7 a.m.

NorthShore Glenbrook and Highland Park  
Hospitals Videocast

### Genitourinary Cancer Conferences

NorthShore Evanston Hospital  
Kellogg Room G868

1st and 3rd Thursdays, 5:30 p.m.

NorthShore Glenbrook and Highland Park  
Hospitals Videocast

### Gynecology Cancer Conferences

NorthShore Evanston Hospital  
Kellogg Room G868, Thursdays, 7 a.m.

NorthShore Glenbrook and Highland Park  
Hospitals Videocast

### Head and Neck Cancer Conferences

NorthShore Evanston Hospital  
Kellogg Room G868,

1st and 3rd Thursdays, 8 a.m.

NorthShore Glenbrook and Highland Park  
Hospitals Videocast

### Hematology/Pathology Conferences

NorthShore Evanston Hospital  
Pathology Conference Room 1923  
Wednesdays, 8:30 a.m.

NorthShore Glenbrook and Highland Park  
Hospitals Videocast

### Neuro-Oncology Cancer Conferences

NorthShore Evanston Hospital  
Kellogg Room G868

2nd and 4th Wednesdays, 7:30 a.m.

NorthShore Glenbrook and Highland Park  
Hospitals Videocast

### Hepatic Biliary Pancreatic Cancer Conferences

NorthShore Evanston Hospital  
Kellogg Room G868, Tuesdays, 7 a.m.

NorthShore Glenbrook and Highland Park  
Hospitals Videocast

### Sarcoma/Melanoma Conferences

NorthShore Evanston Hospital  
Kellogg Room G868

1st and 3rd Wednesdays, 8 a.m.

NorthShore Glenbrook and Highland Park  
Hospitals Videocast

### Thoracic Cancer Conferences

NorthShore Evanston Hospital  
Kellogg Room G868, Tuesdays, noon

NorthShore Glenbrook and Highland Park  
Hospitals Videocast

## Physician Teams

### Brain & Spine/ Neurologic

Julian E. Bailes, MD  
Shakeel Chowdhry, MD  
Nina Martinez, MD  
Ryan Merrell, MD  
Ricky Wong, MD

### Breast

Ermilo Barrera, MD  
Michael Howard, MD  
Lawrence Krause, MD  
Teresa Murray Law, MD  
Barbara Loris, MD  
Douglas Merkel, MD  
Catherine Pesce, MD  
Mark Sisco, MD  
Elaine Lee Wade, MD  
James Ward, MD  
David J. Winchester, MD  
Katharine Yao, MD

### Endocrine

Janardan Khandekar, MD  
Tricia Moo-Young, MD  
Richard Prinz, MD  
David J. Winchester, MD

### Gastrointestinal

(Colon, Esophageal, Liver,  
Pancreatic, Stomach)  
Matthew Adess, MD  
John Linn, MD  
Marshall Baker, MD  
Robert Marsh, MD  
Joseph Muldoon, MD  
Jennifer Obel, MD  
James Spitz, MD  
Mark Talamonti, MD  
Michael Ujiki, MD

### Genitourinary

(Bladder, Kidney,  
Prostate, Testicular)  
Michael Blum, MD  
Charles Brendler, MD  
Peter Colegrove, MD  
Britt Hanson, DO  
Brian Helfand, MD, PhD  
Thomas Keeler, MD  
Teresa Murray Law, MD  
Michael McGuire, MD  
Kristian Novakovic, MD  
Sangtae Park, MD, MPH  
Ariel Polish, MD  
Daniel Shevrin, MD  
James Ward, MD

### Gynecologic

(Cervical, Endometrial/  
Uterine, Ovarian, Vaginal)  
Elena Diaz, MD  
Jean Hurteau, MD  
Carolyn Kirschner, MD  
Gustavo Rodriguez, MD

### Head & Neck

(Larynx, Mouth,  
Throat, Thyroid)  
Mihir Bhayani, MD  
Bruce Brockstein, MD  
Nicholas Campbell, MD  
Aaron Friedman, MD  
Thomas Hensing, MD

### Hematology

(Leukemia, Lymphoma,  
Myeloma)  
Matthew Adess, MD  
Alla Gimelfarb, MD  
David Grinblatt, MD  
Britt Hanson, DO  
Jagoda Jasielc, MD  
Lynne Kaminer, MD  
Ariel Polish, MD

### Lung/Thoracic

Nicholas Campbell, MD  
Alla Gimelfarb, MD  
Thomas Hensing, MD  
John Howington, MD  
Ki Wan Kim, MD  
Seth Krantz, MD  
Ariel Polish, MD

### Medical Genetics

Peter Hulick, MD

### Melanoma/Skin Cancer

Ermilo Barrera, MD  
Bruce Brockstein, MD  
Britt Hanson, DO  
Bernhard Ortel, MD  
Jason Waldinger, MD  
David J. Winchester, MD  
Katharine Yao, MD

### Radiation Oncologists

William Bloomer, MD  
Ranjeev Nanda, MD  
Vathsala Raghavan, MD  
Arif Shaikh, MD

### Sarcoma/Bone

Ermilo Barrera, MD  
Bruce Brockstein, MD  
Mark Talamonti, MD  
David J. Winchester, MD

# Physician Directory



**Matthew Adess, MD**  
*Medical Director, Highland Park Kellogg Cancer Center*  
 Expertise: GI Oncology; Benign and Malignant Hematology  
 Locations: GBK, GR, HPK



**Julian E. Bailes, MD**  
*Chair, Department of Neurosurgery*  
*Co-Director, NorthShore Neurological Institute*  
 Expertise: Brain and Spine Tumor Surgery  
 Locations: EVS, HPS



**Marshall Baker, MD, MBA**  
 Expertise: Pancreatic Cancer and Disease Management; Liver and Biliary Surgery; Oncologic Surgery; General Surgery  
 Locations: EVS, GBM, VH



**Ermilo Barrera, MD**  
 Expertise: Breast Cancer and Disease Management; Melanoma; Sarcoma  
 Locations: GBB, GBM



**Mihir Bhayani, MD**  
 Expertise: Head and Neck Cancers  
 Locations: EVK, NMB, VH



**William Bloomer, MD**  
*Chair, Department of Radiation Oncology*  
 Expertise: Breast Cancer, Prostate Cancer, Lung and Gastrointestinal Cancer  
 Locations: EVS, HP



**Michael Blum, MD**  
 Expertise: Urologic Oncology; Sexual Dysfunction; Infertility  
 Locations: EV, HPS



**Charles Brendler, MD**  
*Vice Chairman, Research Department of Surgery*  
*Executive Research Director Program for Personalized Cancer Care*  
 Expertise: Prostate Cancer and Prostate Health  
 Location: GB



**Bruce Brockstein, MD**  
*Division Head, Hematology/Oncology Medical Director, Kellogg Cancer Center*  
 Expertise: Head and Neck; Melanoma; Sarcoma  
 Locations: EVK, GR, HPK



**Nicholas Campbell, MD**  
 Expertise: Lung Cancer; Esophageal Cancer; Head and Neck Cancers  
 Locations: EVK, HPK



**Shakeel Chowdhry, MD**  
 Expertise: Brain and Spine Tumor Surgery; Stereotactic Radiosurgery  
 Locations: EVS, GB



**Peter Colegrove, MD**  
 Expertise: Sexual Dysfunction; Urologic Oncology; Incontinence; Prostate Health  
 Locations: EVS, GB



**Elena Diaz, MD**  
 Expertise: Cervical Cancer; Endometrial Cancer; Fallopian Tube Cancer; Ovarian Cancer; Uterine Cancer; Vaginal Cancer; Vulvar Cancer  
 Locations: EVK, HPK



**Aaron Friedman, MD**  
 Expertise: Benign and Malignant Laryngeal Tumors; Vocal Cord Cancer  
 Location: EVS, NMB



**Alla Gimelfarb, MD**  
 Expertise: Benign and Malignant Hematology  
 Location: GBK



**David Grinblatt, MD**  
 Expertise: Benign and Malignant Hematology  
 Locations: EVK, GBK



**Britt Hanson, DO**  
 Expertise: Melanoma; Genitourinary Cancer; Benign and Malignant Hematology  
 Locations: GR, HPK



**Brian Helfand, MD, PhD**  
 Expertise: Prostate Cancer; Benign Prostatic Hyperplasia; Laparoscopic Surgery; Robotic Assisted Surgery; Laser Surgery  
 Locations: GB, GR, HP



**Thomas Hensing, MD**  
*Medical Director, Evanston Kellogg Cancer Center*  
*Deputy Division Head Hematology/Oncology*  
 Expertise: Lung Cancer; Esophageal Cancer; Head and Neck Cancer  
 Locations: EVK, GBK



**Michael Howard, MD**  
 Expertise: Plastic Surgery; Breast Reconstruction  
 Location: NMB



**John Howington, MD**  
*Division Head, Thoracic Surgery*  
 Expertise: Minimally Invasive Thoracic Surgery; Lung and Esophageal Cancer; Mediastinal Tumors  
 Locations: EVK GR, SK



**Peter Hulick, MD**  
*Division Head, Medical Genetics*  
 Expertise: Medical Genetics  
 Locations: EVS, HPK



**Jean Hurteau, MD**  
 Expertise: Cervix Cancer; Endometrial Cancer; Fallopian Tube Cancer; Ovarian Cancer; Uterine Cancer; Vaginal Cancer  
 Locations: EVK, HPK, SK



**Jagoda Jasielc, MD**  
 Expertise: Benign and Malignant Hematology  
 Locations: EVK, SK


(continued)



**Lynne Kaminer, MD**  
*Division Head, Hematology*  
 Expertise: Benign and Malignant Hematology  
 Locations: EVK, GBK



**Thomas Keeler, MD**  
 Expertise: Urolithiasis; Urologic Oncology; Incontinence  
 Locations: EVS, GB



**Janardan Khandekar, MD**  
*Director, Center for Molecular Medicine*  
 Expertise: Endocrine; Breast Cancer  
 Location: EVK



**Ki Wan Kim, MD**  
 Expertise: Thoracoscopy; Pulmonary Resection; Lung Cancer  
 Locations: GBK, SK



**Carolyn Kirschner, MD**  
 Expertise: Gynecologic Oncology  
 Locations: EVK, GBK



**Seth Krantz, MD**  
 Expertise: Lung Cancer, Esophageal Cancer, Minimally Invasive Thoracic Surgery  
 Locations: GBK, HPK, SK



**Lawrence Krause, MD**  
 Expertise: Breast Health, Breast Disease and Surgery  
 Location: CH, HPB, SK



**Ross Levy, MD**  
 Expertise: Mohs Surgery, Dermatologic Surgery, Laser Surgery, Cosmetic Surgery, Liposuction  
 Location: SKM



**John Linn, MD**  
 Expertise: Gastrointestinal and Foregut Surgery, Weight Loss Surgery  
 Locations: DP, EVS, GBM



**Teresa Murray Law, MD**  
 Expertise: Breast Cancer; Prostate Cancer; Genitourinary Cancer  
 Locations: EVK, GR, HPK



**Barbara Loris, MD**  
 Expertise: Breast Health; Breast Disease and Surgery; General Surgery  
 Location: GR, HPB, HPS, LB, VH



**Robert Marsh, MD**  
 Expertise: GI Oncology  
 Locations: EVK, GBK



**Nina Martinez, MD**  
 Expertise: Brain Cancer; Brain Metastasis; Brain Tumor; Neurologic Complications of Cancer; Tumor in the Central Nervous System (Brain or Spine)  
 Locations: EVK, EVS, HPK, HPS



**Michael McGuire, MD**  
*Division Head, Urology*  
 Expertise: Prostate Cancer; Bladder Cancer; Kidney Cancer; Testis Cancer  
 Locations: EV, GB



**Gregg Menaker, MD**  
 Expertise: Mohs Surgery, Dermatologic Surgery, Laser Surgery, Cosmetic Surgery, Liposuction  
 Location: SKM



**Douglas Merkel, MD**  
 Expertise: Breast Cancer  
 Locations: EVK, GBK, HPK



**Ryan Merrell, MD**  
*Program Director, Neuro-Oncology*  
 Expertise: Brain Cancer; Brain Tumor; Neurologic Complications of Cancer; Tumor in the Central Nervous System (Brain or Spine)  
 Locations: EVK, EVS, GB, GBK



**Tricia Moo-Young, MD**  
 Expertise: Minimally Invasive Approaches to Endocrine Disorders; Thyroid and Parathyroid Surgery; Adrenal Disorders; Pancreatic Exocrine; Cancer and Disease Management  
 Locations: HPS, SK, VH



**Joseph Muldoon, MD**  
 Expertise: Minimally Invasive Colon and Rectal Surgery; Colon and Rectal Cancer; Inflammatory Bowel Disease; General Surgery  
 Locations: EVS, GBK, GBM



**Ranjeev Nanda, MD**  
 Expertise: Stereotactic Radiosurgery; Brain Tumors; Head and Neck Cancers  
 Locations: EH, GBK



**Kristian Novakovic, MD**  
 Expertise: Kidney Cancer; Prostate Cancer; Minimally Invasive Techniques: Advanced Laparoscopy and da Vinci Robot  
 Locations: GB, GBK, HP, HPS, VH



**Jennifer Obel, MD**  
 Expertise: GI Oncology; Breast Cancer  
 Locations: EVK, GBK



**Bernhard Ortel, MD**  
*Division Head, Dermatology*  
 Expertise: Skin Cancer  
 Location: SKM



**Sangtae Park, MD, MPH**  
 Expertise: Single-Port Laparoscopic Surgery; Robotic Surgery; Urolithiasis; Urologic Oncology  
 Locations: EVS, GB



**Catherine Pesce, MD**  
 Expertise: Breast Cancer; Breast Health; Breast Disease and Surgery  
 Locations: HPB, HPK



**Ariel Polish, MD**  
 Expertise: GI Oncology, Benign and Malignant Oncology; Genitourinary Cancer, Lung Cancer; Hematology/Oncology  
 Locations: GBK, GR



**Richard Prinz, MD**  
 Expertise: Endocrine Surgery; Thyroid, Parathyroid, and Pancreatic Surgery and Management; Biliary and General Surgery  
 Locations: EVS, HPS, MP





**Vathsala Raghavan, MD**  
 Expertise: Breast Cancer;  
 Gynecologic Oncology; Head  
 and Neck; Thyroid Cancers  
 Locations: GBK, HPS



**Gustavo Rodriguez, MD**  
*Division Head,*  
*Gynecologic Oncology*  
 Expertise: Gynecologic  
 Oncology  
 Locations: EVK



**Carol Rosenberg, MD**  
*Director Preventive Health*  
*Initiatives*  
*Director Living in the Future*  
*(LIFE) Cancer Survivorship*  
*Program*  
 Expertise: Cancer Survivorship  
 Location: HPH



**Arif Shaikh, MD**  
 Expertise: Stereotactic  
 Radiosurgery; Head and Neck;  
 Lung Cancer; Gynecologic and  
 Breast Tumors  
 Locations: EH, GBK



**Daniel Shevrin, MD**  
*Medical Director, Glenbrook*  
*Kellogg Cancer Center*  
 Expertise: Prostate Cancer;  
 Genitourinary Cancer  
 Locations: EVK, GBK



**Mark Sisco, MD**  
*Division Head, Plastic and*  
*Reconstructive Surgery*  
 Expertise: Plastic Surgery;  
 Breast Reconstruction  
 Location: NMB



**James Spitz, MD**  
 Expertise: Colon and Rectal  
 Surgery; Colonoscopy;  
 General Surgery  
 Locations: GBM, SK, VH



**Mark Talamonti, MD**  
*Department Chair, Surgery*  
 Expertise: Gastrointestinal  
 Surgical Oncology; Pancreatic  
 Cancer; Primary and Metabolic  
 Liver Tumors; Neuroendocrine  
 Tumors; Foregut Cancers of the  
 Esophagus  
 Location: EVK



**Leslie Mendoza Temple, MD**  
 Expertise: Integrative Medicine  
 Location: Glenview Park Center,  
 2400 Chestnut Avenue, Suite A,  
 Glenview, IL 60026



**Michael Ujiki, MD**  
*Division Head, General Surgery*  
 Expertise: General Surgery;  
 Weight Loss Surgery; Minimally  
 Invasive Surgery; Laparoscopic  
 Surgery; Endoscopic Revisional  
 Surgery  
 Locations: EVS, GBM



**Elaine Lee Wade, MD**  
 Expertise: Breast Cancer;  
 Benign Hematology  
 Locations: EVK, GBK



**Jason Waldinger, MD**  
 Expertise: Skin Cancer, General  
 Dermatology, Laser Procedures  
 Location: HPM



**James Ward, MD**  
 Expertise: Breast Cancer;  
 Genitourinary Cancer  
 Locations: EVK, HPK



**David J. Winchester, MD**  
*Chief, Division of Surgical*  
*Oncology*  
 Expertise: Surgical Oncology  
 with Emphasis on Breast,  
 Endocrine, Melanoma and  
 Sarcoma  
 Locations: EVB, EVS, GB, GBB



**Ricky Wong, MD**  
 Expertise: Brain, Skull and  
 Pituitary Tumors  
 Locations: EVS, GB



**Katharine Yao, MD**  
*Director, Breast Program*  
 Expertise: Breast Cancer;  
 Breast Health; Breast Disease  
 and Surgery; Melanoma  
 Location: EVB, EVK

## Locations

**Chicago Lake Shore Medical Office (CH)**  
 680 North Lake Shore Drive, Suite 924  
 Chicago, IL 60611

**Des Plaines Medical Office (DP)**  
 9301 W Golf Road, Suite 302  
 Des Plaines, IL 60026

**Evanston Breast Center (EVB)**  
 2650 Ridge Avenue, Evanston, IL 60201

**Evanston Hospital (EH)**  
 2650 Ridge Avenue, Evanston, IL 60201

**Evanston Kellogg Cancer Center (EVK)**  
 2650 Ridge Avenue, Evanston, IL 60201

**Evanston Specialty Suites (EVS)**  
 1000 Central Street, Evanston, IL 60201

**Glenbrook Breast Center (GBB)**  
 2050 Pfingsten Road, Suite 130  
 Glenview, IL 60025

**Glenbrook John and Carol Walter  
 Ambulatory Care Center (GB)**  
 2180 Pfingsten Road, Glenview, IL 60026

**Glenbrook Kellogg Cancer Center (GBK)**  
 2180 Pfingsten Road, Suite 1000  
 Glenview, IL 60026

**Glenbrook Medical Building (GBM)**  
 2050 Pfingsten Road, Suite 128  
 Glenview, IL 60025

**Gurnee Ambulatory Care Center (GR)**  
 7900 Rollins Road, Gurnee, IL 60031

**Highland Park Ambulatory Care Center (HPS)**  
 757 Park Avenue West, Highland Park, IL 60035

**Highland Park Breast Center (HPB)**  
 777 Park Avenue West, Suite B400  
 Highland Park, IL 60035

**Highland Park Hospital (HPH)**  
 777 Park Avenue West, Room 1260  
 Highland Park, IL 60035

**Highland Park Kellogg Cancer Center (HPK)**  
 757 Park Avenue West, Suite 1810  
 Highland Park, IL 60035

**Highland Park Medical Building (HP)**  
 767 Park Avenue West, Suite B100  
 Highland Park, IL 60035

**Highland Park Medical Office (HPM)**  
 1160 Park Avenue West, Suite 1-North,  
 Highland Park, IL 60035

**Lake Bluff Medical Building (LB)**  
 71 Waukegan Road, Suite 700  
 Lake Bluff, IL 60044

**Mount Prospect Medical Building (MP)**  
 1329 Wolf Road, Mount Prospect, IL 60056

**Northbrook Medical Building (NMB)**  
 501 Skokie Boulevard, Northbrook, IL 60062

**NorthShore Medical Group (HPM)**  
 1160 Park Avenue West, Suite 1N  
 Highland Park, IL 60035

**NorthShore Medical Group (SKM)**  
 9933 Woods Drive, Suite 200, Skokie, IL 60077

**NorthShore Neurological Institute (EVM)**  
 1000 Central Street, Suite 880  
 Evanston, IL 60201

**Skokie Ambulatory Care Center (SK)**  
 9650 Gross Point Road, Suite 3000  
 Skokie, IL 60076

**Vernon Hills Specialty Suites (VH)**  
 225 North Milwaukee Avenue  
 Vernon Hills, IL 60061

**Evanston Hospital**  
2650 Ridge Avenue  
Evanston, Illinois 60201  
(847) 570-2000

**Glenbrook Hospital**  
2100 Pflingsten Road  
Glenview, Illinois 60026  
(847) 657-5800

**Highland Park Hospital**  
777 Park Avenue West  
Highland Park, Illinois 60035  
(847) 432-8000

**Skokie Hospital**  
9600 Gross Point Road  
Skokie, Illinois 60076  
(847) 677-9600

**Medical Group**  
1301 Central Street  
Evanston, Illinois 60201  
(847) 570-5235

**Foundation**  
1033 University Place, Suite 450  
Evanston, Illinois 60201  
(224) 364-7200

**Research Institute**  
1001 University Place  
Evanston, Illinois 60201  
(224) 364-7100



1301 Central Street  
Evanston, Illinois 60201

[northshore.org](http://northshore.org)

## 2015 Cancer Committee

### Chairman

**David J. Winchester, MD, FACS**  
Chief, Division of Surgical Oncology  
Cancer Committee Chairman

### Physician Membership\*

**Matthew Adess, MD**  
Medical Director, Highland Park  
Kellogg Cancer Center

**Marshall Baker, MD, MBA**  
Surgical Oncology

**Kristina Drabkin, DO**  
Physical Medicine & Rehabilitation

**David Grinblatt, MD**  
Hematology Oncology

**Thomas Hensing, MD**  
Co-Director, Thoracic Oncology Program  
Head of Quality, Kellogg Cancer Center  
Deputy Division Head,  
Division of Hematology and Oncology  
Medical Director, Evanston Kellogg  
Cancer Center

**Carolyn Kirschner, MD**  
Gynecologic Oncology

**Ryan Merrell, MD**  
Program Director, Neuro-Oncology

**Kristian Novakovic, MD**

### Vice Chairman

**Bruce Brockstein, MD**  
Medical Director,  
NorthShore Kellogg Cancer Center  
Head, Division of Hematology/Oncology  
Cancer Committee Vice-Chairman

Urologic Oncology

**Jennifer Obel, MD**  
Medical Oncology

**James Padgett, MD**  
Pathology

**Vathsala Raghavan, MD**  
Radiation Oncology

**Carol A. Rosenberg, MD**  
Director, Living in the Future (LIFE)  
Cancer Survivorship Program

**Arif Shaikh, MD**  
Radiation Oncology

**Elaine Lee Wade, MD**  
Associate Director  
Patricia G. Nolan Breast Center  
Hematology/Oncology

**Daniel Wenzke, MD**  
Diagnostic Radiology

**Katharine Yao, MD**  
Director, Breast Surgical Program  
Surgical Oncology

### Ancillary Membership

**Yousuf Azhar**  
Information Technology  
Senior Programmer Analyst Health  
Information Technology

**Tyler Bauer, MBA, LCPC**  
Assistant Vice President, Medical Group  
Kellogg Cancer Center

**Jonella Black, PT, MS**  
Program Coordinator, Rehab Services

**K. Agnes Brugger, RN, BSN, CCRP**  
Administrative Director for Surgical  
Research

**George Carro, RPH, MS, BCOP**  
Senior Director, Oncology Pharmacy

**Carolyn Edwards, RN, OCN, CTR**  
Cancer Committee Coordinator  
Cancer Registry

**Joanne Farrell, CPHQ**  
Corporate Quality Improvement

**Amy Ferguson**  
Corporate Communications

**Carol Flanagan, RN, MSN, OCN**  
Clinical Coordinator  
Living in the Future (LIFE) Cancer  
Survivorship Program

**Laurel Gage, RHIT, CTR**  
Cancer Registry Abstractor II  
Kellogg Cancer Center

**Addie Gorchow, MBA, RHIT, CTR**  
Senior Manager, Cancer Registry

**Linda Green, RN, MS, AOCNS**  
Director, Medical Group Operations,  
Kellogg Cancer Center

**Edi Gruber, LCSW**  
Oncology Social Work

**Judy Lawrence, RN-BC, CHPN**  
NorthShore Hospice

**Holley May, MS, CGC**  
Certified Genetic Counselor  
Medical Genetics

**Kelly Tinnes**  
Health Systems Manager  
American Cancer Society

**Maureen Vance, RN, BSN**  
Clinical Nurse Manager  
Evanston Kellogg Cancer Center

**Lisa Zoberman, RD, CSO, LDN**  
Oncology Nutrition  
Kellogg Cancer Center

\* All academic affiliations are with the  
University of Chicago Pritzker School of Medicine